



Woodbridge West Neighbourhood CL

EDI Results

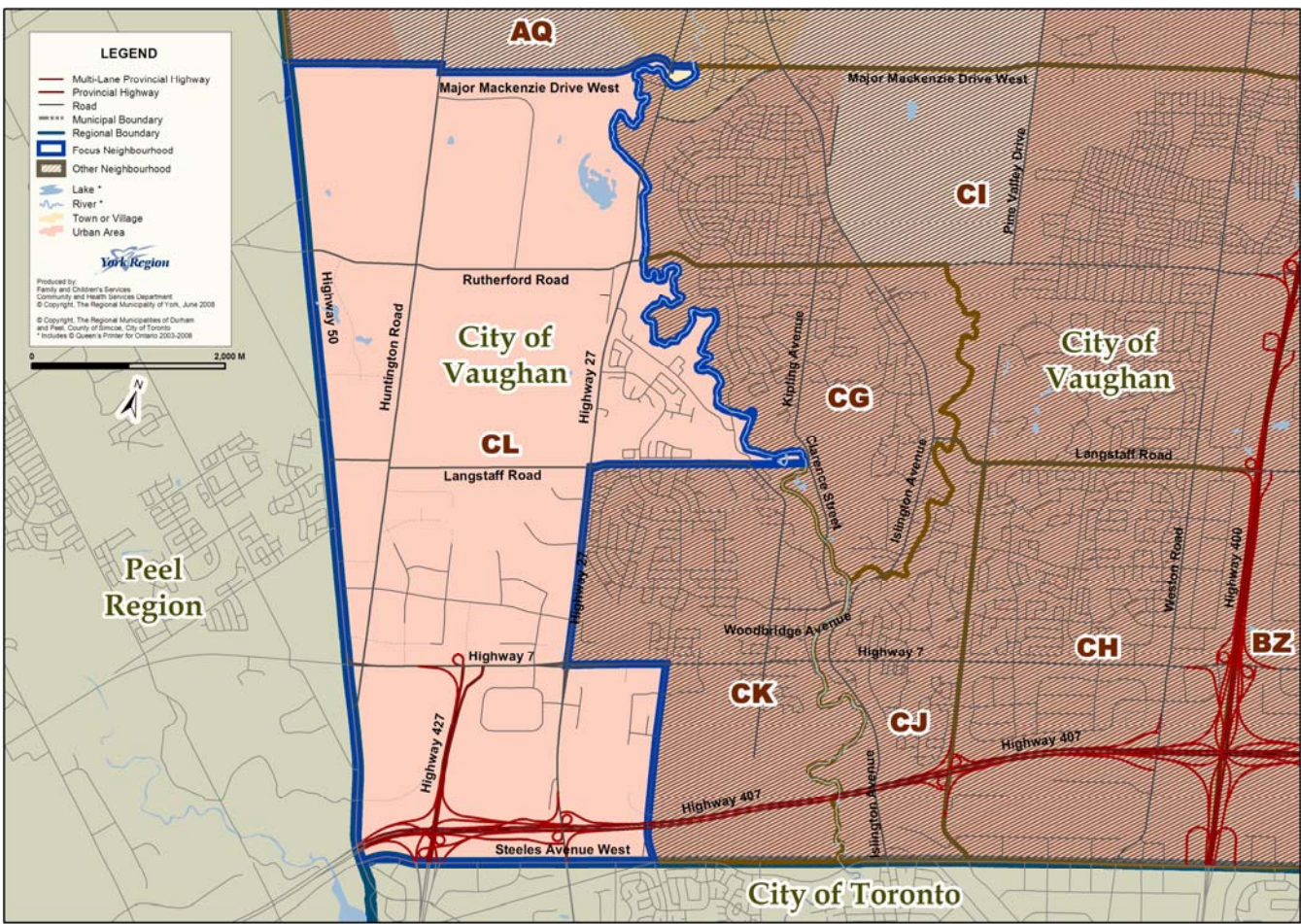
WHAT IS THE EARLY DEVELOPMENT INSTRUMENT (EDI)?

- The EDI is a 104 item questionnaire that senior kindergarten teachers complete for all children in their classroom.
- It measures children's readiness to learn in the school environment in five general domains of child development.
- School readiness is based on developmental benchmarks rather than curriculum based benchmarks.

WHY DEFINE NEIGHBOURHOODS?

- Research indicates that the daily world in which the preschool child lives has the greatest impact on that child's development.
- Every neighbourhood provides a unique set of influences that impact child development.
- The EDI, as a community based measure of school readiness, supports communities/ neighbourhoods in planning for the services and programs children need in order to be ready for school.

Woodbridge West - Neighbourhood CL





Woodbridge West Neighbourhood CL EDI Results

MORE INFORMATION ABOUT THE EDI

All children are born ready to learn, BUT not all children arrive at school ready to learn. The first 5 years of life are important in preparing children for future success in school and life which is why a measure such as the Early Development Instrument (EDI) is so important.

What is the Early Development Instrument (EDI)?

- The EDI is a questionnaire that measures senior kindergarten children's 'readiness for school'.

What is "Readiness for School?"

- School readiness is the child's ability to meet the task demands at school and the child's ability to benefit from the educational activities provided by the school.
- It is children's readiness to learn in the school environment.
- School readiness to learn is measured across five areas (domains) of child development, including:
 - Physical Health and Well-Being
 - Social Competence
 - Emotional Maturity
 - Language and Cognitive Development
 - Communication Skills and General Knowledge

How is the EDI collected?

- In York Region, senior kindergarten teachers complete the EDI questionnaire, in February or March, for all children in their classroom.
- EDI results can only be presented for groups of children; the EDI is never used to assess the development of individual children.

What do Neighbourhood Domain Graphs tell us?

- The average EDI score in the domain, of all the children in the neighbourhood, in each of 2003, 2006, and 2009.
- How the average EDI scores in the neighbourhood compare with the average EDI scores for York Region and Ontario.

Why is the EDI important?

- The EDI provides information for groups of children in order to:
 - Report on areas of strength and deficit for populations of children.
 - Monitor populations of children over time, e.g. 2003, 2006, and 2009.
 - Predict how children will do in elementary school.
- The EDI helps to assess how well communities are supporting young children and their families.
- EDI results assist communities in program development in areas where children are not ready for school.
- The EDI raises awareness of the importance of the early years.

Considerations for Planning Purposes

- What factors contributed to the change in the average EDI score of the children in the neighbourhood from 2003 to 2009, e.g. changing demographics, program changes (closures or openings), service changes (expansion or reduction)?
- What is available in the neighbourhood that contributes to the well-being of young children and their families?
- What else might be needed in the neighbourhood that would make a difference for young children and their families?
- Are any changes required to programs and services?

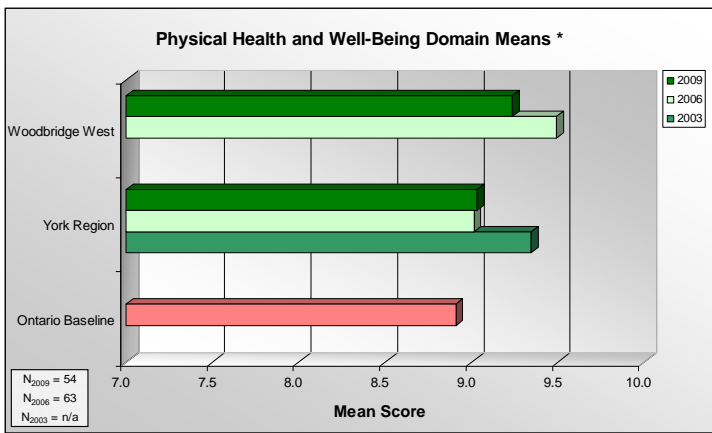


Woodbridge West Neighbourhood CL EDI Results

DOMAINS OF THE EDI

- Physical Health and Well-Being
- Social Competence
- Emotional Maturity
- Language and Cognitive Development
- Communication Skills and General Knowledge

PHYSICAL HEALTH AND WELL-BEING



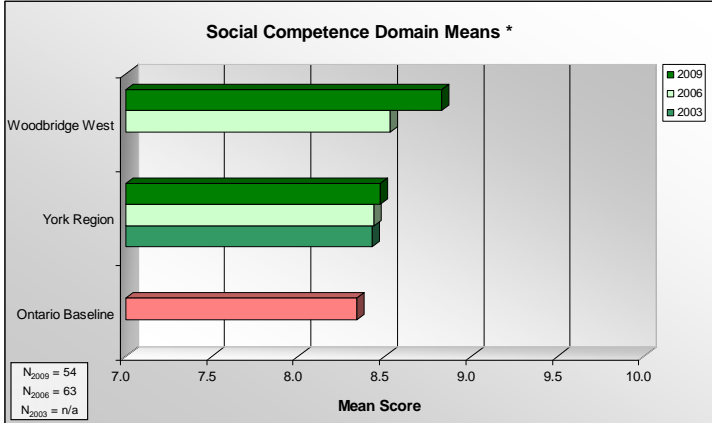
* means can range from 0-10

- Between 2003 and 2006
 - In York Region, the average EDI score for this domain decreased.
 - In Woodbridge West, 2003 data for this domain are not available.
- Between 2006 and 2009
 - In York Region, the average EDI score for this domain increased.
 - In Woodbridge West, the average EDI score for this domain decreased.
- In 2009, the average EDI score for this domain in Woodbridge West was higher than York Region and Ontario.



Woodbridge West Neighbourhood CL EDI Results

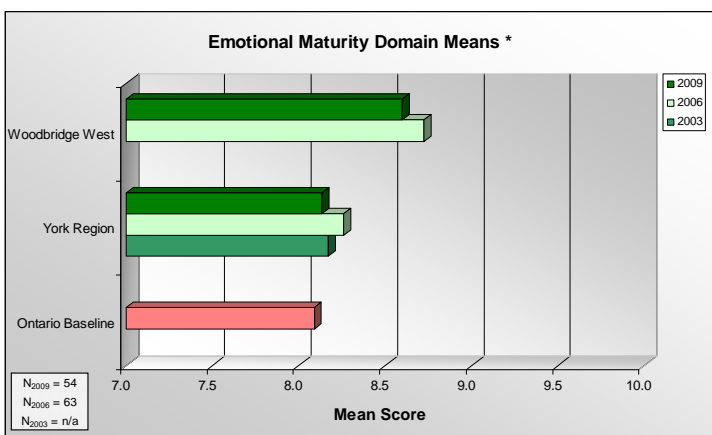
SOCIAL COMPETENCE



* means can range from 0-10

- Between 2003 and 2006
 - In York Region, the average EDI score for this domain increased.
 - In Woodbridge West, 2003 data for this domain are not available.
- Between 2006 and 2009
 - In York Region, the average EDI score for this domain increased.
 - In Woodbridge West, the average EDI score for this domain increased.
- In 2009, the average EDI score for this domain in Woodbridge West was higher than York Region and Ontario.

EMOTIONAL MATURITY



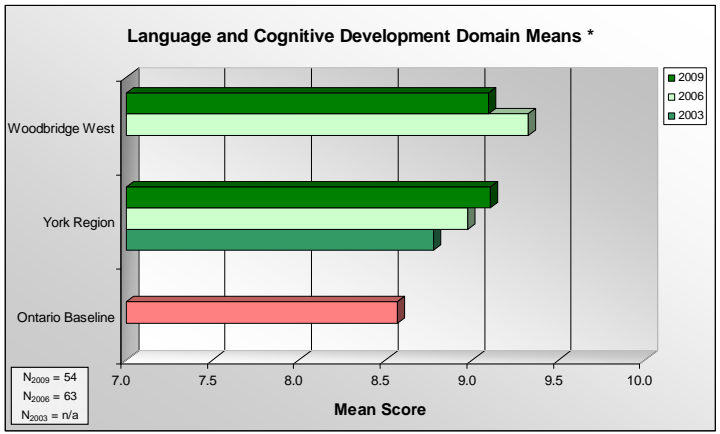
* means can range from 0-10

- Between 2003 and 2006
 - In York Region, the average EDI score for this domain increased.
 - In Woodbridge West, 2003 data for this domain are not available.
- Between 2006 and 2009
 - In York Region, the average EDI score for this domain decreased.
 - In Woodbridge West, the average EDI score for this domain decreased.
- In 2009, the average EDI score for this domain in Woodbridge West was higher than York Region and Ontario.



Woodbridge West Neighbourhood CL EDI Results

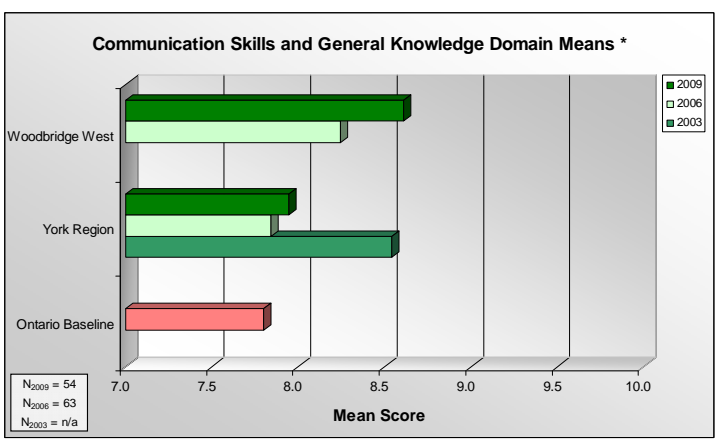
LANGUAGE AND COGNITIVE DEVELOPMENT



* means can range from 0-10

- Between 2003 and 2006
 - In York Region, the average EDI score for this domain increased.
 - In Woodbridge West, 2003 data for this domain are not available.
- Between 2006 and 2009
 - In York Region, the average EDI score for this domain increased.
 - In Woodbridge West, the average EDI score for this domain decreased.
- In 2009, the average EDI score for this domain in Woodbridge West was on par with York Region and higher than Ontario.

COMMUNICATION SKILLS AND GENERAL KNOWLEDGE



* means can range from 0-10

- Between 2003 and 2006
 - In York Region, the average EDI score for this domain increased.
 - In Woodbridge West, 2003 data for this domain are not available.
- Between 2006 and 2009
 - In York Region, the average EDI score for this domain increased.
 - In Woodbridge West, the average EDI score for this domain increased.
- In 2009, the average EDI score for this domain in Woodbridge West was higher than York Region and Ontario.



Woodbridge West Neighbourhood CL EDI Results

NEXT STEPS – GATHERING ADDITIONAL DATA

Although it is a helpful tool, the EDI does not provide a recipe for action. Programs to improve children's school readiness need to be based not only on EDI results, but also on data gathered from other sources, and developed in collaboration with the many partners involved in children's development. The combination of these data helps to describe the neighbourhood in which the child lives.

Communities across Canada who wish to assess whether children are adequately prepared for school or need additional resources to thrive, have found the EDI an important asset for data collection.

Additional data may be obtained through the following links:

Census Data

www.york.ca/Departments/Community+Services+and+Housing/reports.htm

Census Data (population)

www12.statcan.ca/english/census06/index.cfm

Child Care Sites in York Region

www.york.ca/Departments/Community+Services+and+Housing/Family+and+Children+Services/child_care_sites.htm

Community Services Inventory - YorkLink: Early Years 0 - 6 Category

www.york.ca/NR/yorklink/search.asp

Immigration Data

www.york.ca/Departments/Community+Services+and+Housing/reports.htm

More information about the EDI may be obtained through the following link:

www.offordcentre.com/readiness/index.html

NEXT STEPS – MORE INFORMATION ABOUT YORK REGION NEIGHBOURHOOD EDI

Contact: Cathy Elliott, Manager, Child Care Services
cathy.elliott@york.ca