



2009 Operating Budget

**CAO, Chair, Finance/IT, Non-Program
Items**

Finance & Administration Committee
January 8, 2009

Edocs # 828188

Agenda

- ❑ Office of the CAO
- ❑ Office of the Regional Chair
- ❑ Finance
- ❑ Information Technology
- ❑ Non-Program
 - ❑ Financial/Administrative Items
 - ❑ Other Non-Program Items

Office of the CAO

| | <u>\$ 000's</u> | <u>% Inc.</u> |
|--|-----------------|---------------|
| Enhancements | \$ 0 | 0% |
| Growth | \$ 0 | 0% |
| Annualization | \$ 0 | 0% |
| Mandatory/Legislative | \$ 0 | 0% |
| Efficiencies | \$ 0 | 0% |
| Base <i>Costs required to maintain staffing and administrative related expenses</i> | \$ 93 | 2.6% |
| Total Increase | \$ 93 | 2.6% |

Chair & Council

| | <u>\$ 000's</u> | <u>% Inc.</u> |
|--|-----------------|---------------|
| Enhancements | \$ 0 | 0% |
| Growth | \$ 0 | 0% |
| Annualization | \$ 0 | 0% |
| Mandatory/Legislative | \$ 0 | 0% |
| Efficiencies | \$ 0 | 0% |
| Base <i>Costs required to maintain staffing and administrative related expenses</i> | \$ 37 | 2.1% |
| Total Increase | \$ 37 | 2.1% |

Finance & Information Technology

| | <u>\$ 000's</u> | <u>% Inc.</u> |
|--|-----------------|---------------|
| Enhancements <i>Purchasing Course</i> | \$ 10 | 0% |
| Growth <i>4 new FTE's (2 in Finance & 2 in IT)</i> | \$ 512 | 2.5% |
| Annualization <i>New courier service and staffing</i> | \$ 218 | 1.1% |
| Mandatory/Legislative | \$ 0 | 0% |
| Efficiencies <i>Reduction in repair & maintenance</i> | \$ (56) | (0.3)% |
| Base <i>Costs required to maintain staffing and administrative related expenses</i> | \$ 632 | 3.0% |
| Total Increase | \$ 1,316 | 6.3% |

New staffing requests - Finance

| Position | Increased Gross Cost \$000's | Net Tax Levy \$000's |
|---|------------------------------------|----------------------------|
| Surety Bond Analyst | \$94 | \$0 |
| Team Leader – Financial Systems | \$115 | \$115 |
| Senior Accountant -Tangible Capital Asset Accounting | \$0 | \$0 |
| Records Technician (temporary full time) | \$62 | \$62 |
| Co-op student – Accounting | \$34 | \$34 |

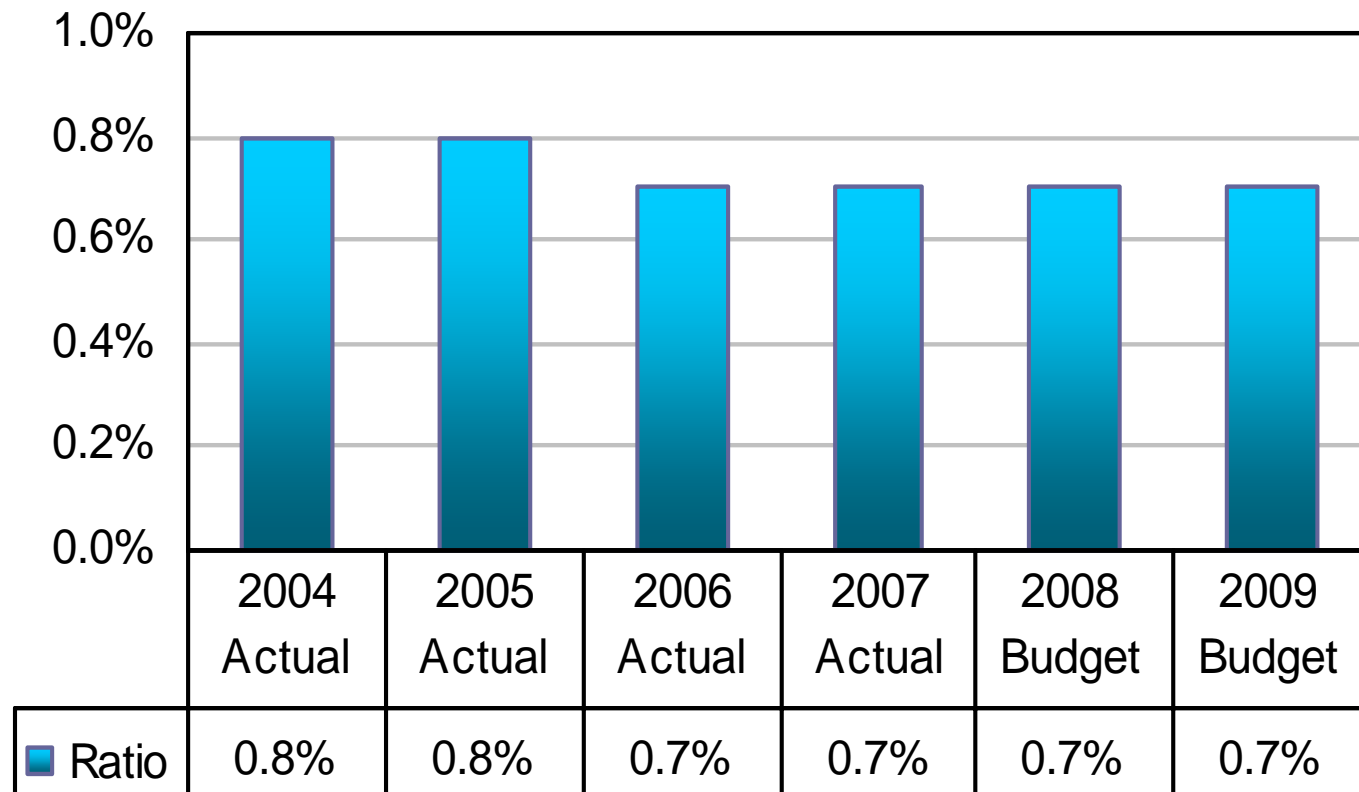
New staffing requests - IT

| Position | Increased Gross Cost \$000's | Net Tax Levy \$000's |
|---|------------------------------------|----------------------------|
| Administration Clerk/Assistant | \$61 | \$61 |
| Support Analyst - Wireless (LTD) | \$87 | \$87 |
| Senior Network Analysts (2) | \$0 | \$0 |
| Project Manager – Mobile Computing | \$130 | \$130 |
| Project Manager – Asset Management Systems | \$130 | \$130 |

Finance Initiatives

- ❑ Long Range Fiscal Planning Strategy
- ❑ Development Charge By-law
- ❑ Capital Asset Replacement and Debt Management Strategies
- ❑ Tangible Capital Asset Accounting/Management Software
- ❑ Risk Management Initiatives
- ❑ Continue the Implementation of On-line purchasing

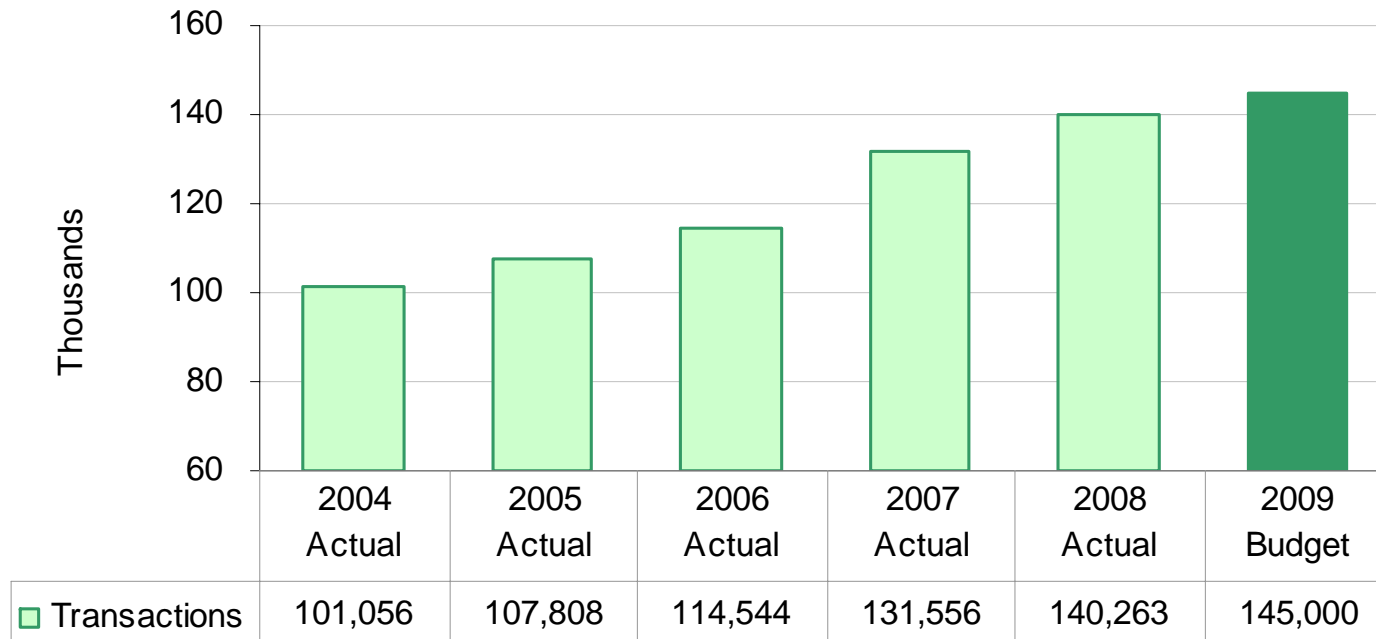
Ratio of Finance to Regional Gross Expenditures



Finance

Service Level KPI

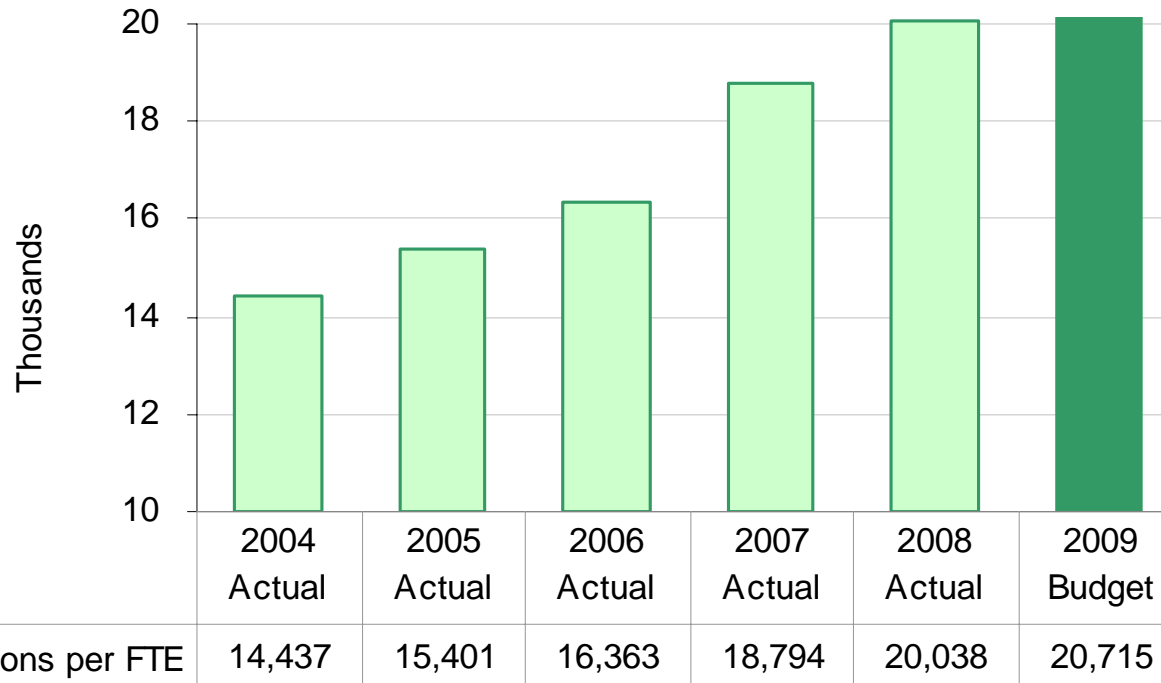
Number of Payroll Transactions



Finance

Service Level KPI

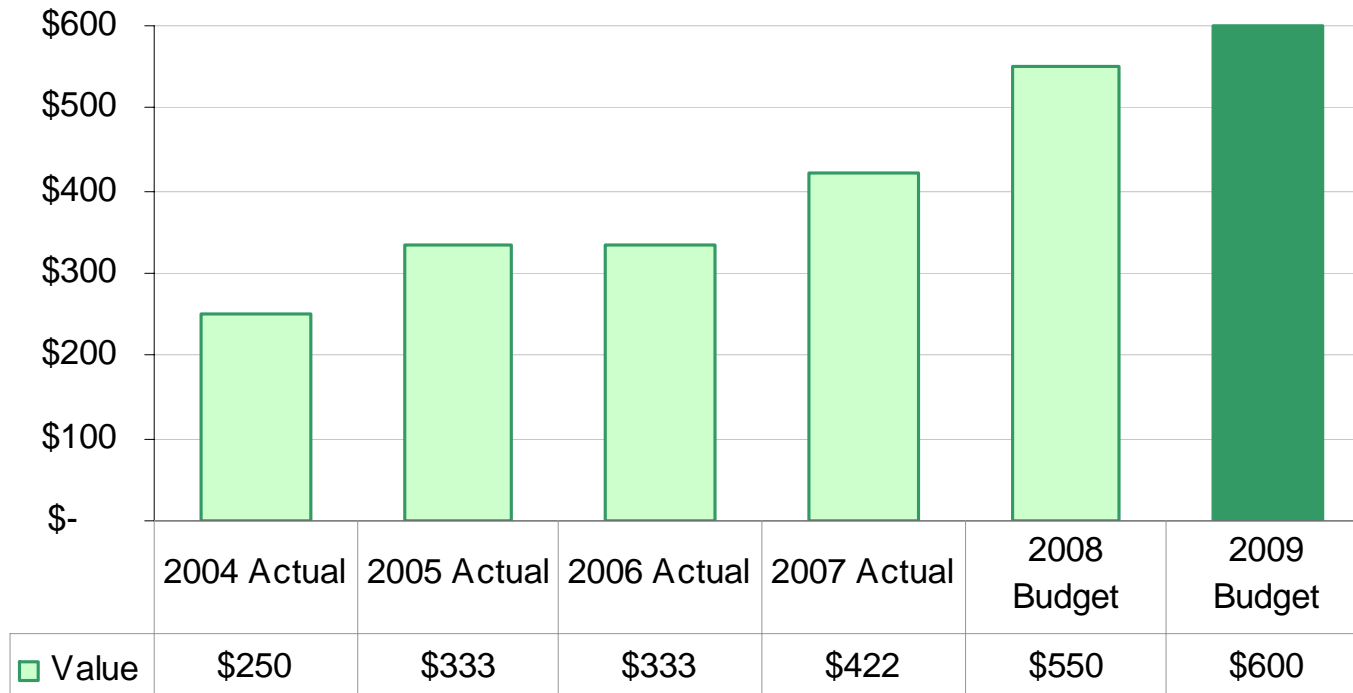
Number of Payroll Transactions
per Payroll FTE



Finance

Service Level KPI

Value of BID Documents
Purchasing



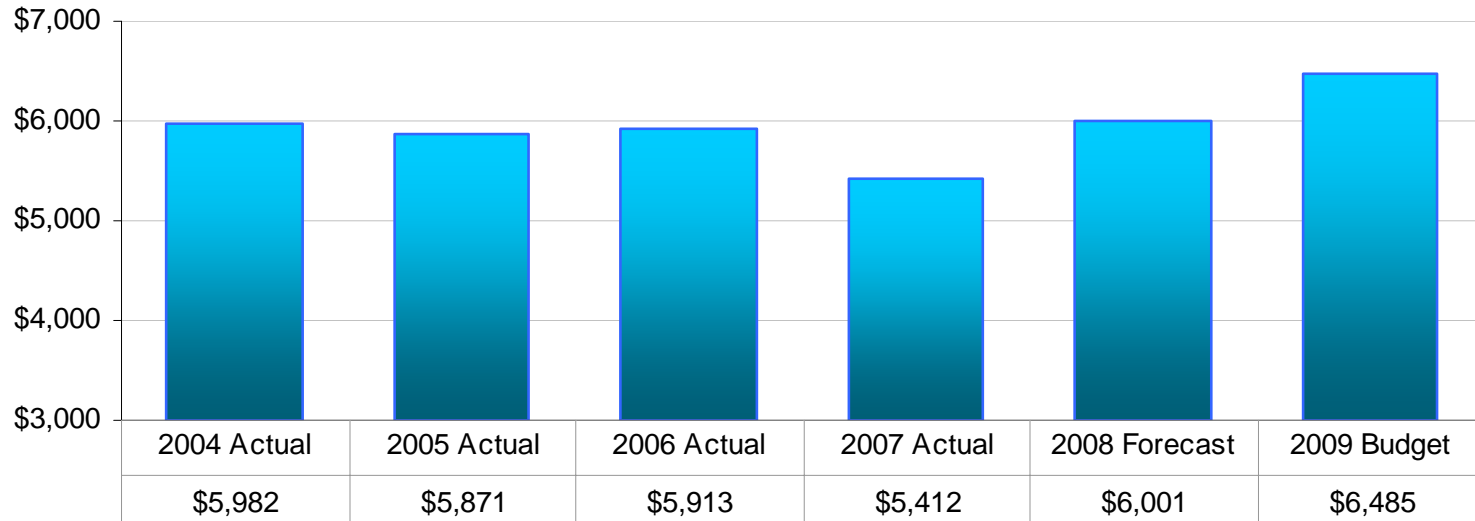
Information Technology Initiatives

- ❑ Asset Management
- ❑ Business Intelligence
- ❑ Customer Relationship Management (New)
- ❑ Mobile Computing (New)

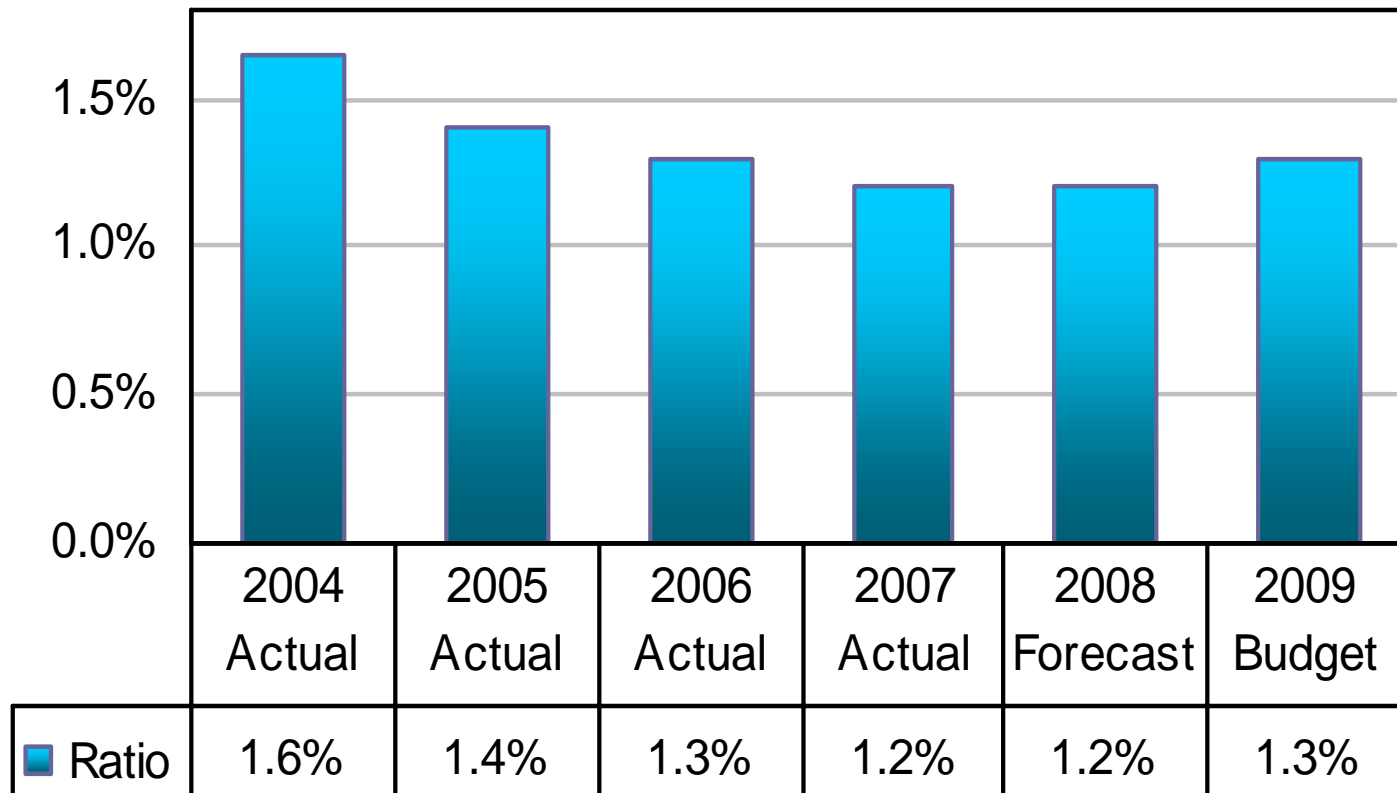
Information Technology

Efficiency KPI

Gross Expenditures per FTE



Ratio of Information Technology to Regional Gross Expenditures



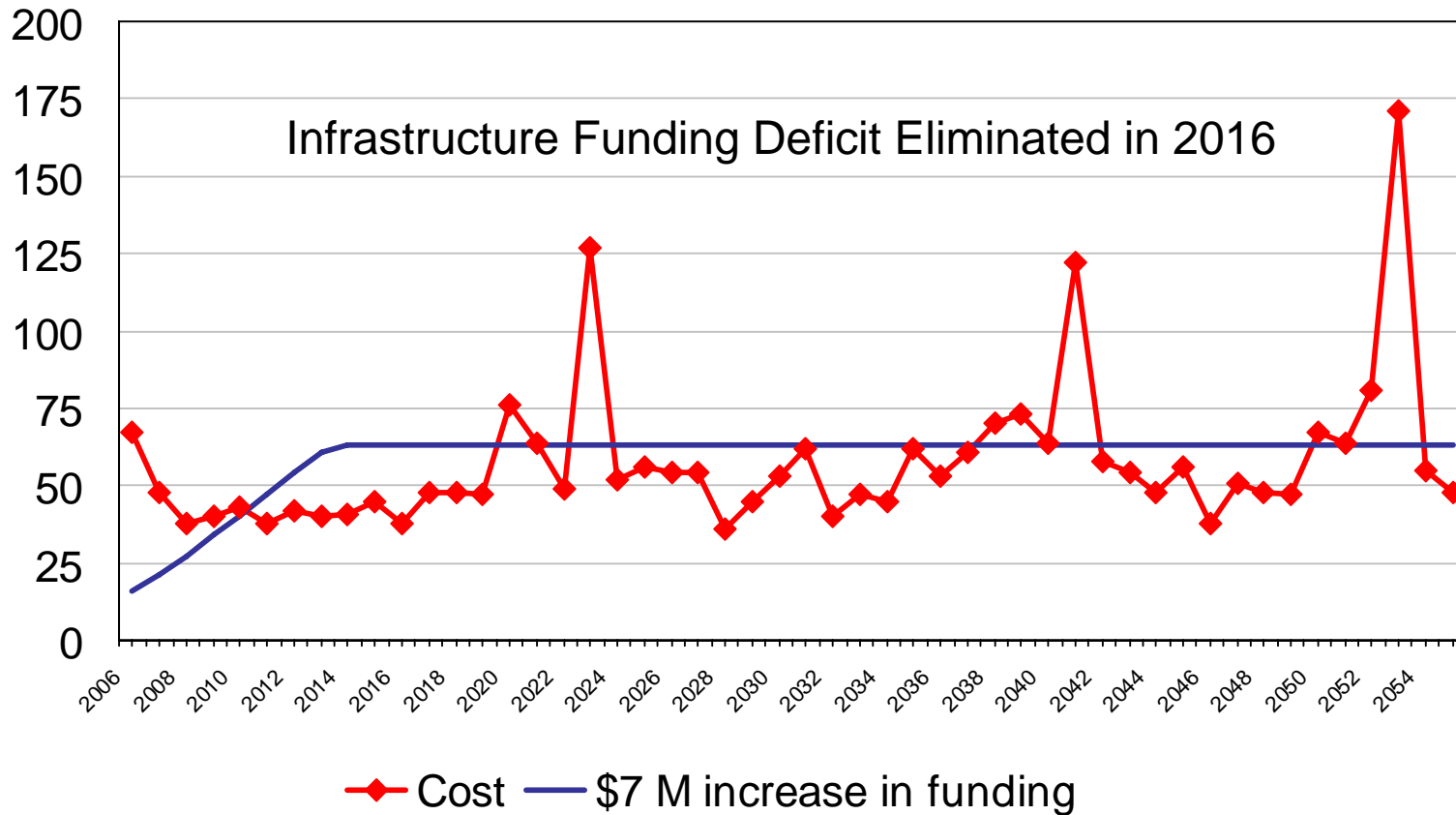
Financial & Administrative Items

□ Includes provisions for:

- \$19.9M Capital Asset Replacement Reserve
- \$11.8M Capital Pay-as-you-Go
- \$ 1.5M Corporate Initiatives
- \$ 1.0M Working Capital
- \$ 1.0M Eliminate Reliance on Reserve Funding for I.T.
- \$ 0.4M ODA Program
- \$ 0.3M Buttonville Airport

Asset Replacement

Annual \$7 million increase to 2013



* All tax-supported assets except roadways

Other Non-Program Items

- \$52.9M GTA Pooling
- \$18.1M Ontario Disability Support Program
- \$14.5M Municipal Property Assessment Corporation
- \$ 7.3M Hospital Capital Funding
- \$ 4.4M TRCA & LSRCA (tax levy only)
- \$ 2.5M Go Transit no tax levy impact

Finance & Administration Committee

January 8, 2009

Discussion