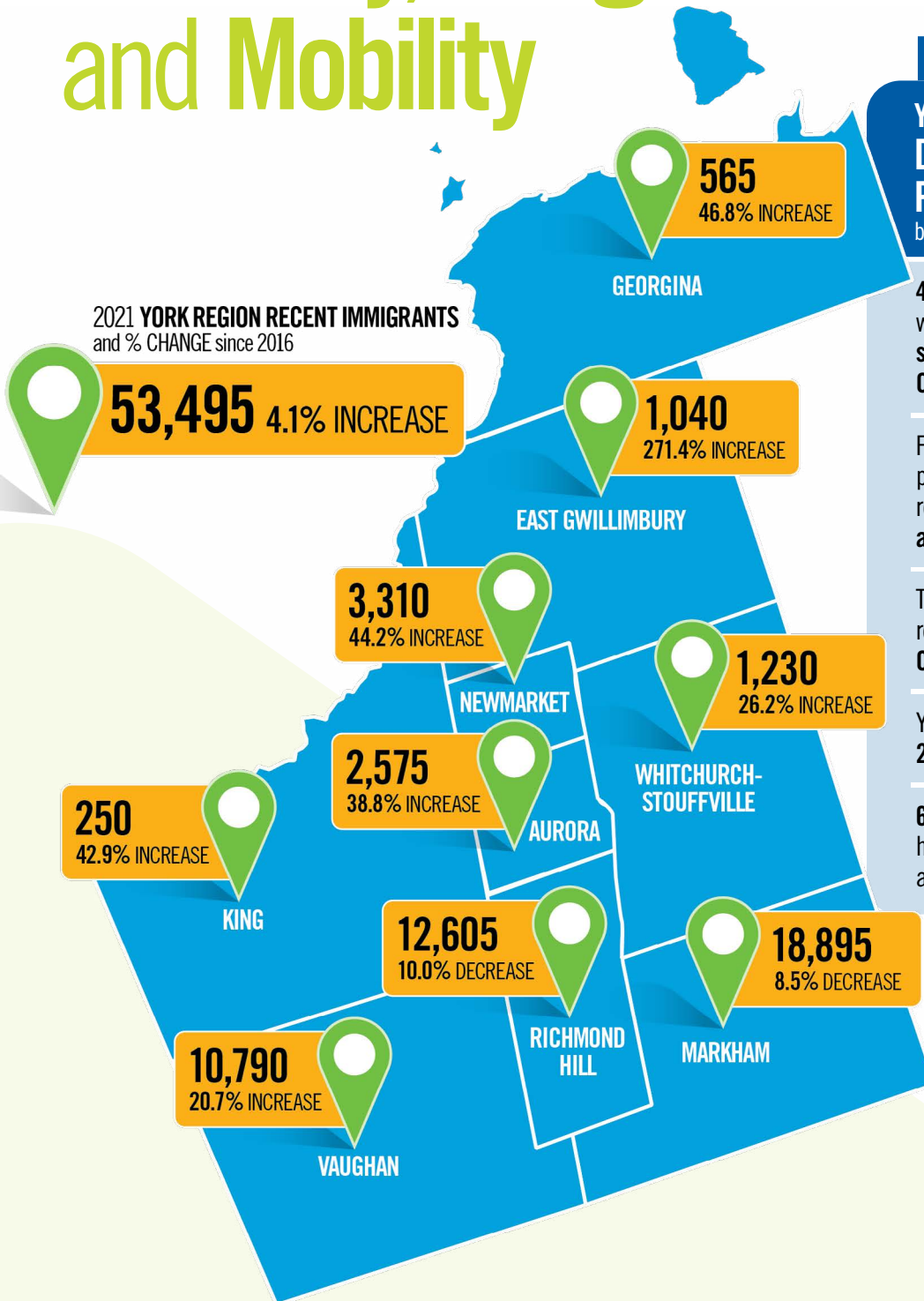


Immigration, Ethnocultural Diversity, Religion and Mobility

Facts at a Glance

York Region 2021 Census Distribution of Recent Immigrants by Local Municipality



47.8% (557,025) of York Region residents were born outside of Canada - the **second highest proportion in Ontario**, behind Peel Region

From 2016 to 2021, York Region's population **increased by 63,455** residents, with **recent immigrants accounting for 84.3%** of that growth

The **top three countries of origin** for recent immigrants in York Region are **China, Iran and India**

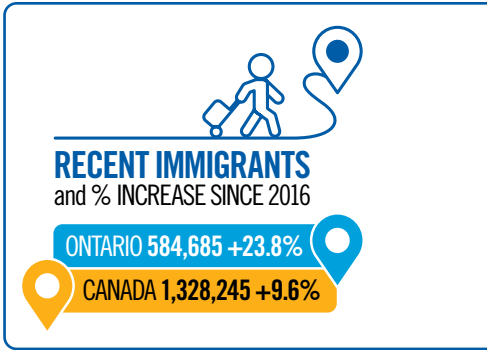
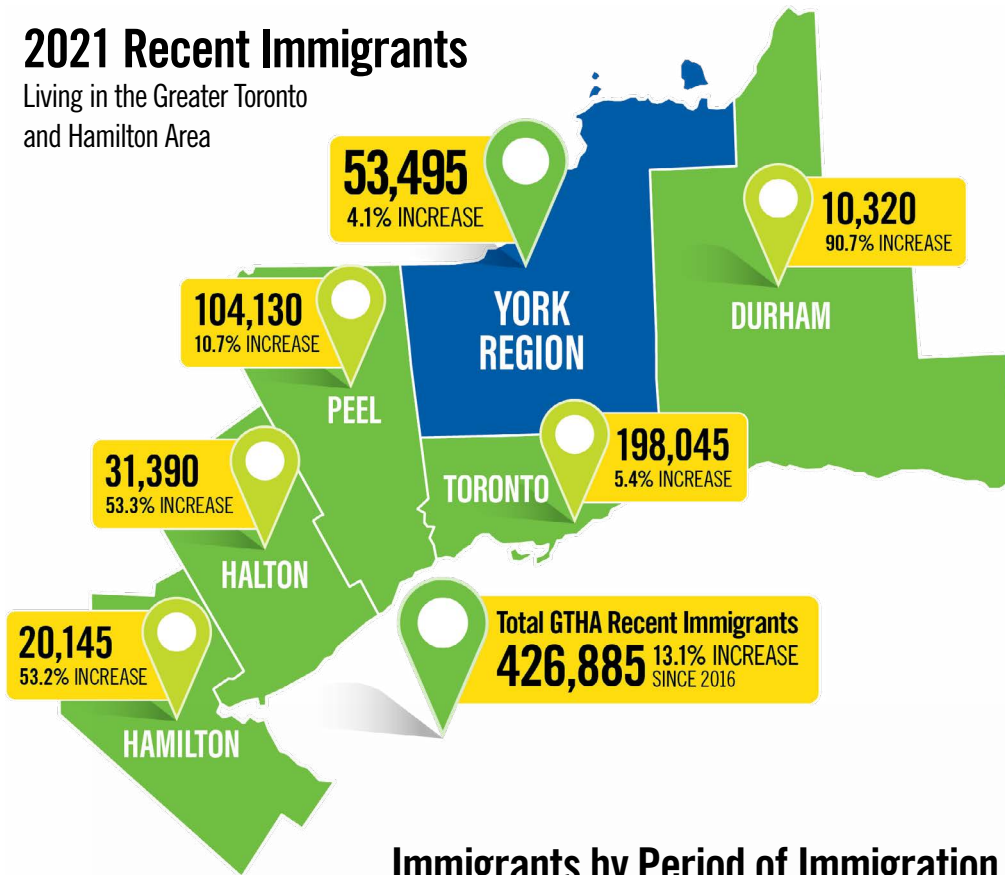
York Region residents reported having **238 distinct ethnic origins**

68% of York Region residents reported having a **religious affiliation**, a 9% decrease since 2011

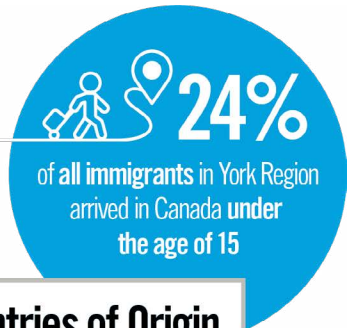
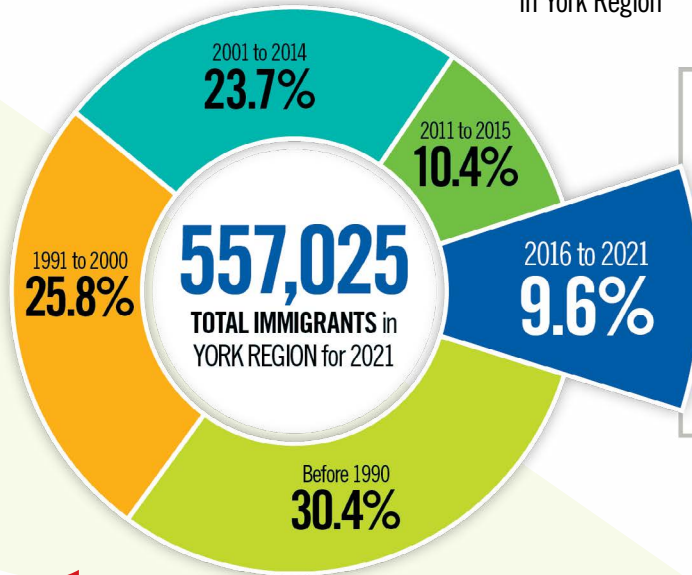
Note: Totals may not add up due to rounding.

2021 Recent Immigrants

Living in the Greater Toronto and Hamilton Area



Immigrants by Period of Immigration in York Region



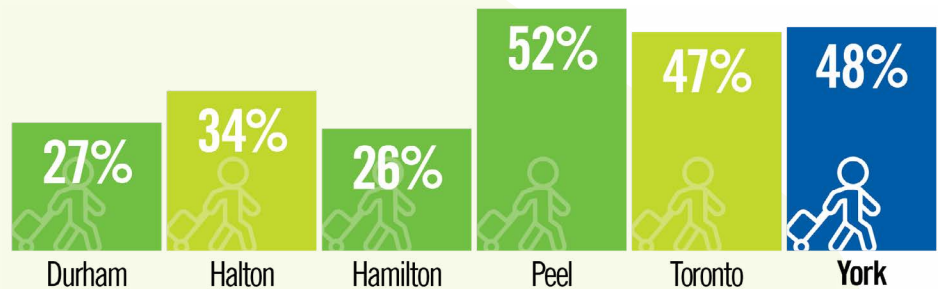
Top Five Countries of Origin



88.5%
of York Region residents are Canadian citizens

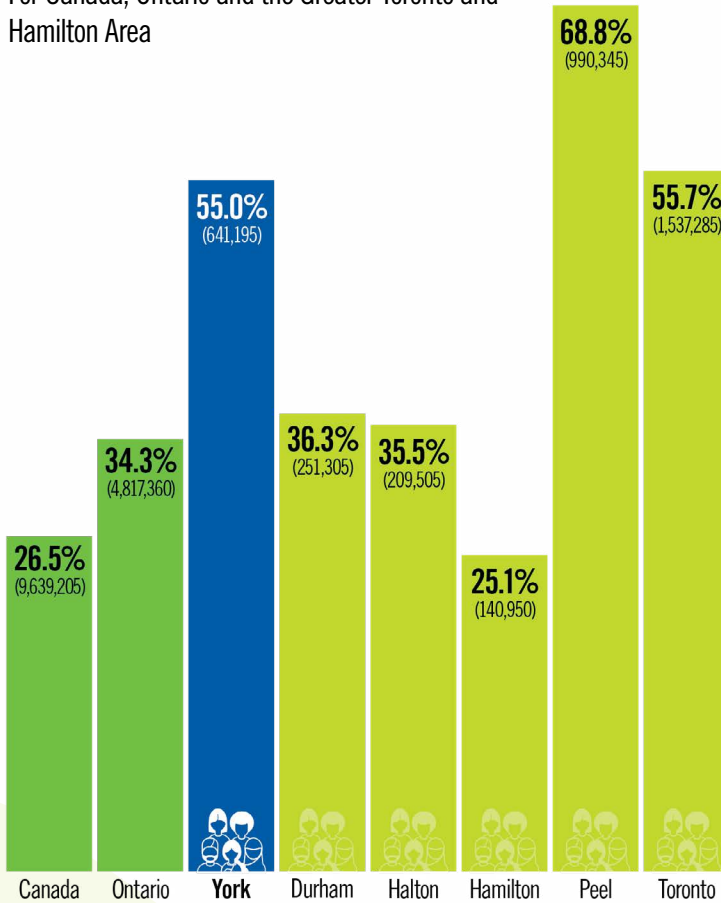
Immigrants as a Proportion of Population

Across the Greater Toronto and Hamilton Area in 2021




2021 Proportion of Population that Self-Identified as a Visible Minority

For Canada, Ontario and the Greater Toronto and Hamilton Area



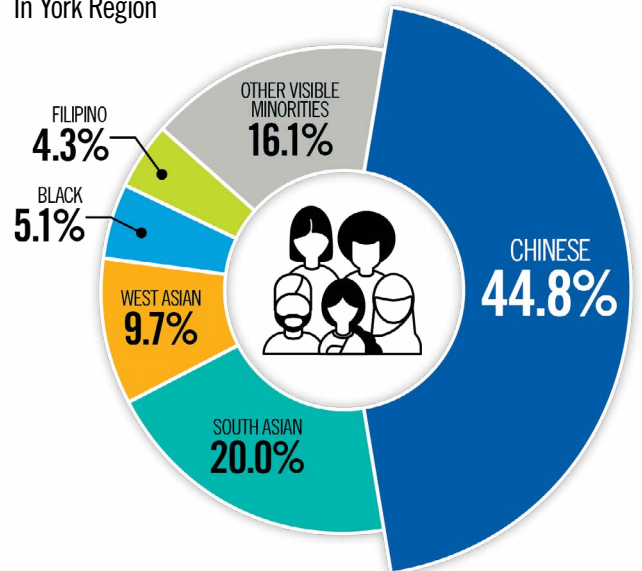
18.5%

INCREASE in visible minorities (self-identified) since 2016



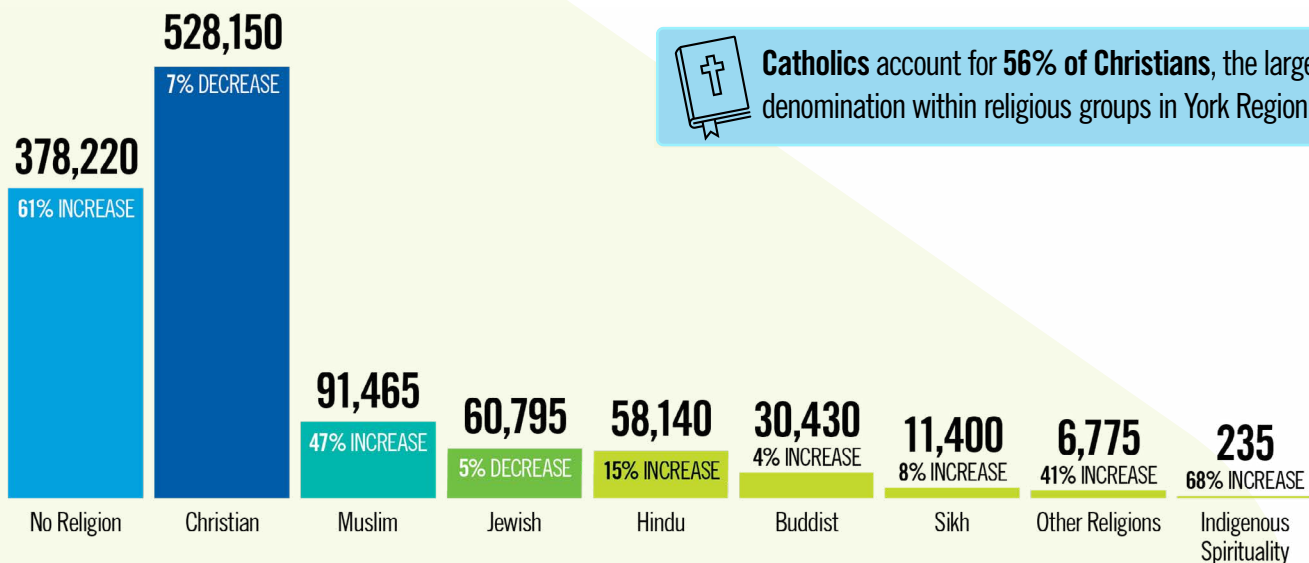
2021 Top Visible Minorities

In York Region



2021 Population by Religious Affiliation

For York Region and % change since 2011



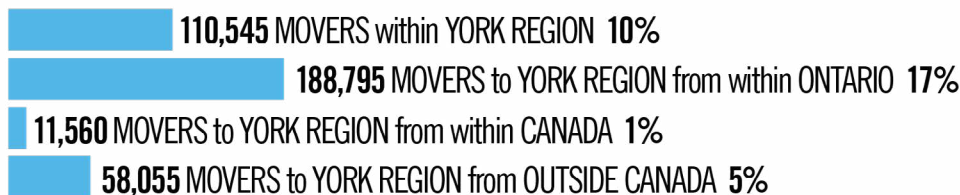
Catholics account for **56% of Christians**, the largest denomination within religious groups in York Region.

2021 Mobility Status: Change in Place of Residence

in York Region from 2016 to 2021

744,615 NON-MOVERS  **67%**

368,965 MOVERS  **33%**



33%

of York Region residents **changed their place of residence** in the last five years, a **1% DECREASE** since 2016



2021 Top Countries of Origin

For Recent Immigrants to York Region

Rank	Country of Origin	Number of People
1	China	18,805
2	Iran	5,290
3	India	5,050
4	Philippines	2,865
5	Pakistan	2,100
6	Hong Kong	1,450
7	United States	1,210
8	Turkey	1,110
9	South Korea	1,010
10	Ukraine	935

2021 Top Ethnic Origins

In York Region

Rank	Ethnic Origin	Number of People
1	Chinese	263,900
2	Italian	145,695
3	English	86,435
4	Canadian	75,990
5	Irish	66,465
6	Scottish	65,430
7	Indian (India)	57,990
8	Iranian	43,545
9	Jewish	38,670
10	Russian	36,780

Definition

Ethnic Origin - Refers to the ethnic or cultural origins of a person's ancestors. An ancestor is usually more distant than a grandparent.

Mobility Status - Refers to the status of a person with regard to their place of residence in 2021 in relation to their place of residence in 2016.

Recent Immigrant - Refers to a person who obtained a landed immigrant or permanent resident status up to five years prior to a given census year.

Religion - Refers to the person's self-identification as having a connection or affiliation with any religious denomination, group, body, sect, cult or other religiously defined community or system of belief. Religion is not limited to formal membership in a religious organization or group.

Visible Minority - Defined by the Employment Equity Act as "persons, other than Aboriginal peoples, who are non-Caucasian in race or non-white in colour". The visible minority population consists mainly of the following groups: South Asian, Chinese, Black, Filipino, Latin American, Arab, Southeast Asian, West Asian, Korean and Japanese.

For questions please contact York Region Long Range Planning at: futureyork@york.ca or call 1-877-464-9675 ext. 71530

For accessible formats or communication support, please contact Corporate Communications at: 1-877-464-9675 ext. 71234 or yr.corporate.communications@york.ca