

National Public Works Week

Teachers' Activity Kit
Grades 1-2

CONNECTING THE WORLD THROUGH PUBLIC WORKS




York Region

Contents



Grades 1-2

- About This Kit 2

Guided Activities

- The Waste-Sorting Game..... 3
- Repurposed Items Craft..... 4
- Great Outdoors Scavenger Hunt Bingo 5

Fun on Your Own

- A-Maze-ing Transportation..... 6
- Connect the Dots..... 7
- Fortune Teller 8
- Public Works Colouring Page 9
- When should I call 9-1-1? 10-12
- Answer Keys 13

About This Kit

Every year in May, The Regional Municipality of York celebrates National Public Works Week (NPWW) by sharing information and hosting events that showcase the importance of public works in our community. This year's theme, Stronger Together, celebrates working together to create great places to live.

Even though we cannot celebrate this year's event in-person, we wanted to engage children in learning about the services that keep communities running safely and smoothly. We have put together this package of activities for teachers that contains games and activities touching on different areas of public works. Some activities can be done as a group, while others are appropriate for students to complete on their own. The package is divided into activities suitable for Grades 1-2.


We hope you enjoy exploring different elements of public works with your students!




The Waste-Sorting Game

Instructions:

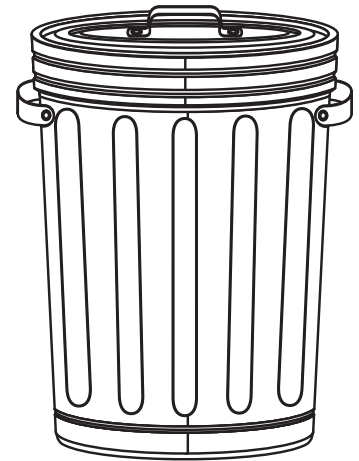
Help Pylon Pete figure out what goes in the Blue Bin, Compost Bin and Garbage Bin. Colour and cut out the pictures, then glue them in the correct bin.



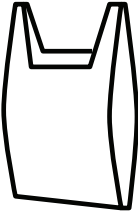






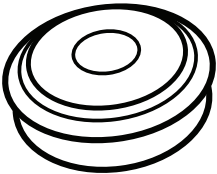
blue box



green bin



waste bin

Waste			
 <p>plastic bag</p>	 <p>glass jar</p>	 <p>paper bag</p>	 <p>newspaper</p>
 <p>soda can</p>	 <p>plastic bottle</p>	 <p>apple core</p>	 <p>styrofoam container</p>

Repurposed Items Craft

Instructions:

Create your own community! Ask each student in your class to design and decorate their own building using toilet paper rolls and/or small boxes. Put all the completed buildings together to create a mini community.

Materials required: Toilet paper rolls and/or small boxes (eg: boxes from pudding, macaroni and cheese, soup mix, etc), construction paper, glue sticks, tape, paint, paint brushes, markers, scissors

Step 1: Have each student select a paper roll or box to decorate. Use paint to decorate the exterior (or cover with construction paper if preferred).

Step 2: Add doors and windows by painting or drawing them onto the building. You can also have students draw these on squares of construction paper while their paint is drying, and then tape or glue them on.

Step 3: Create a roof for each building using a piece of folded construction paper. Students can draw on shingles with pens or markers. Attach them to the buildings with tape or glue.

Use these prompts to give students specific buildings, or let them use their creativity and come up with their own ideas: If you aren't together in the classroom, have your students submit photos of their creations afterwards to make a slideshow, and take a virtual tour through your town together!

Town Buildings


House	School	Shopping mall
Office building	Skyscraper	Water treatment plant
Bus garage	Fire station	Hospital
Restaurant	Library	



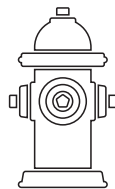
Great Outdoors Scavenger Hunt Bingo

Instructions: Go for a walk and see what you can find!

Additional discussion questions: As a class, or with your family, discuss who in your community uses or supports the use of the items on your scavenger hunt. For example, the bricks would be used by builders to construct important buildings like your school – what other buildings use bricks? What is the role of those buildings in your neighbourhood? Pick other objects on the list that you would like to discuss.



bicycle



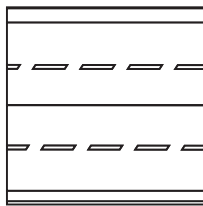
fire hydrant



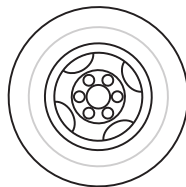
school



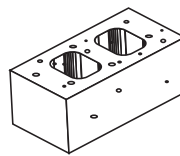
recycle bin



street



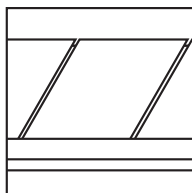
wheel



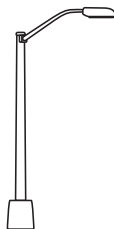
brick



car



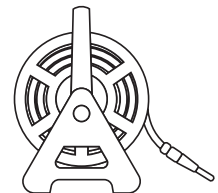
sidewalk



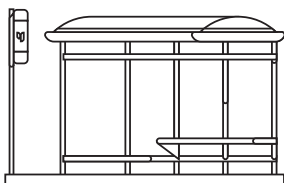
street light




sewer lid




garden hose



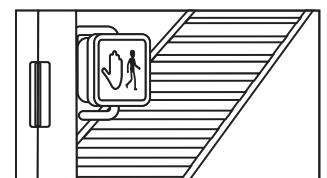
bus stop



flowers



stop sign



crosswalk

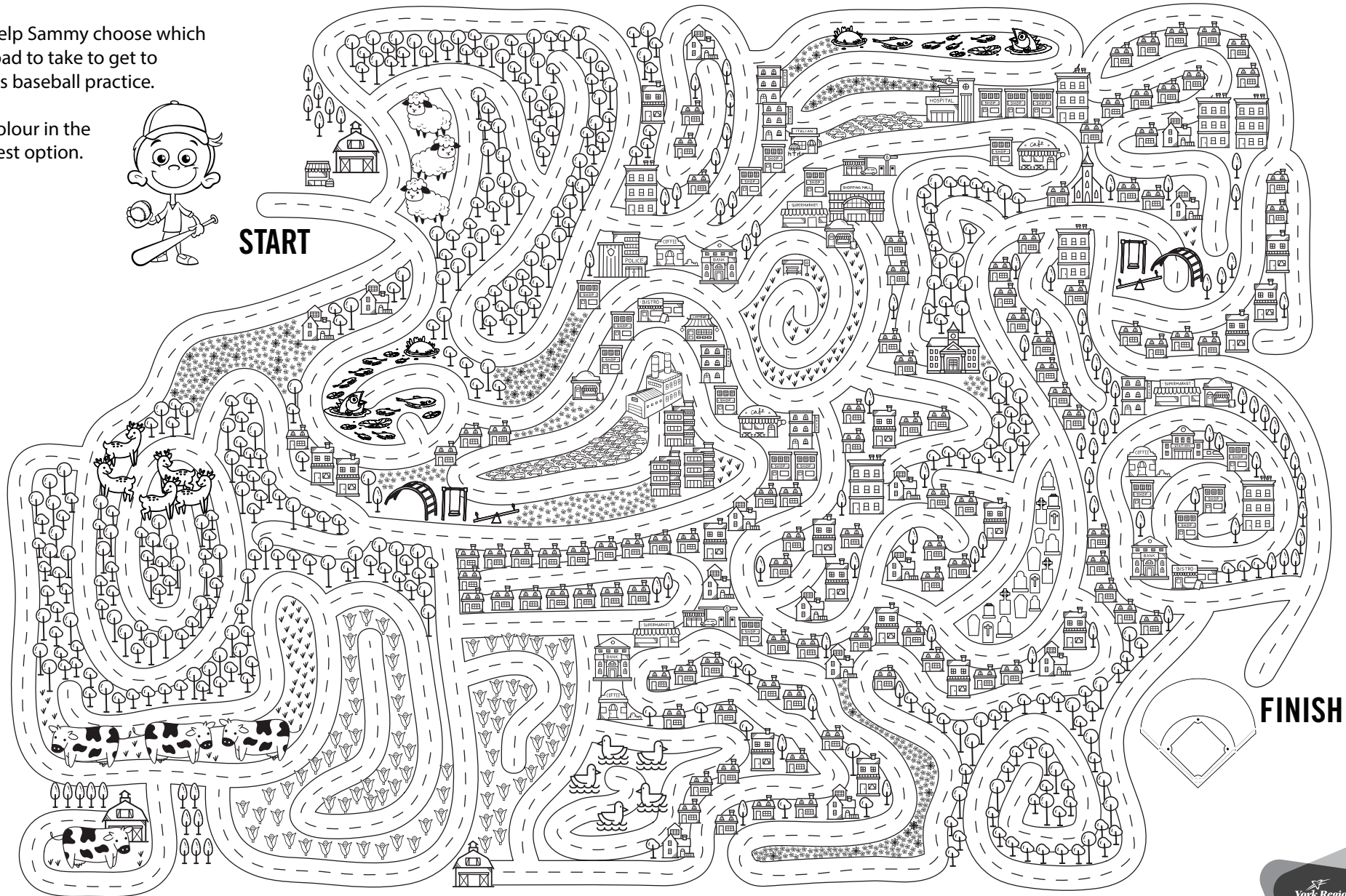
A-Maze-ing Transportation

Help Sammy choose which road to take to get to his baseball practice.

Colour in the best option.




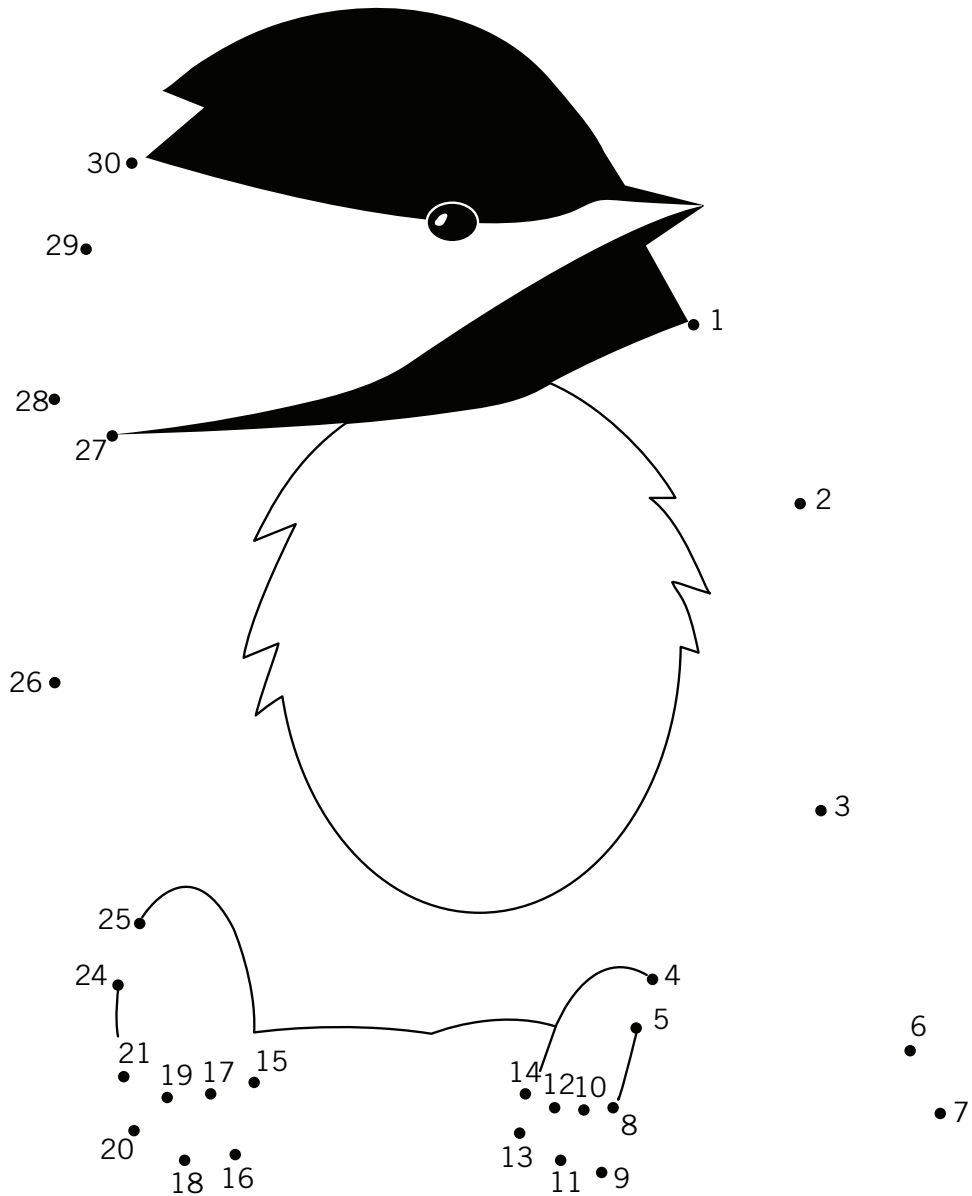
START



FINISH


Connect the Dots

Connect the dots in numerical order to complete the image.

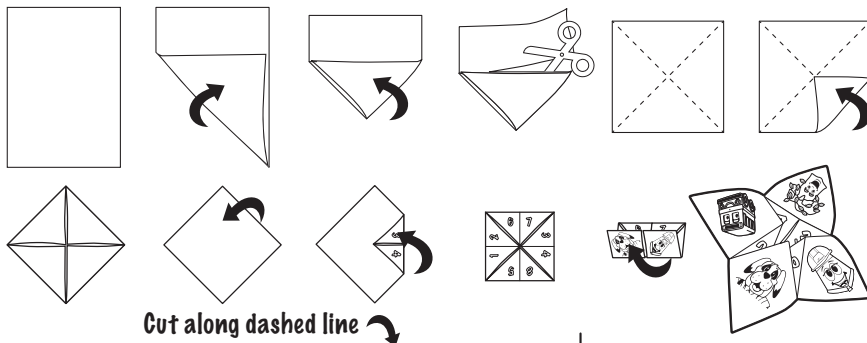


The black-capped chickadee lives in forests throughout North America. It has a very recognizable song. You can listen and identify them when you hear "chick-a-dee-dee-dee" or "fee-bee-bee-bee". Protecting trees and forests helps provide food and shelter for birds and animals.

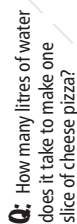

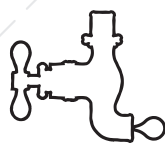

Fortune Teller



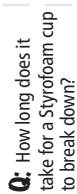
**Colour, cut
and fold.
Answer
all the
questions**



Cut along dashed line



A: 159 L That's a lot of water for a slice of pizza!



A: Forever. It never breaks down. Avoid buying it when possible!

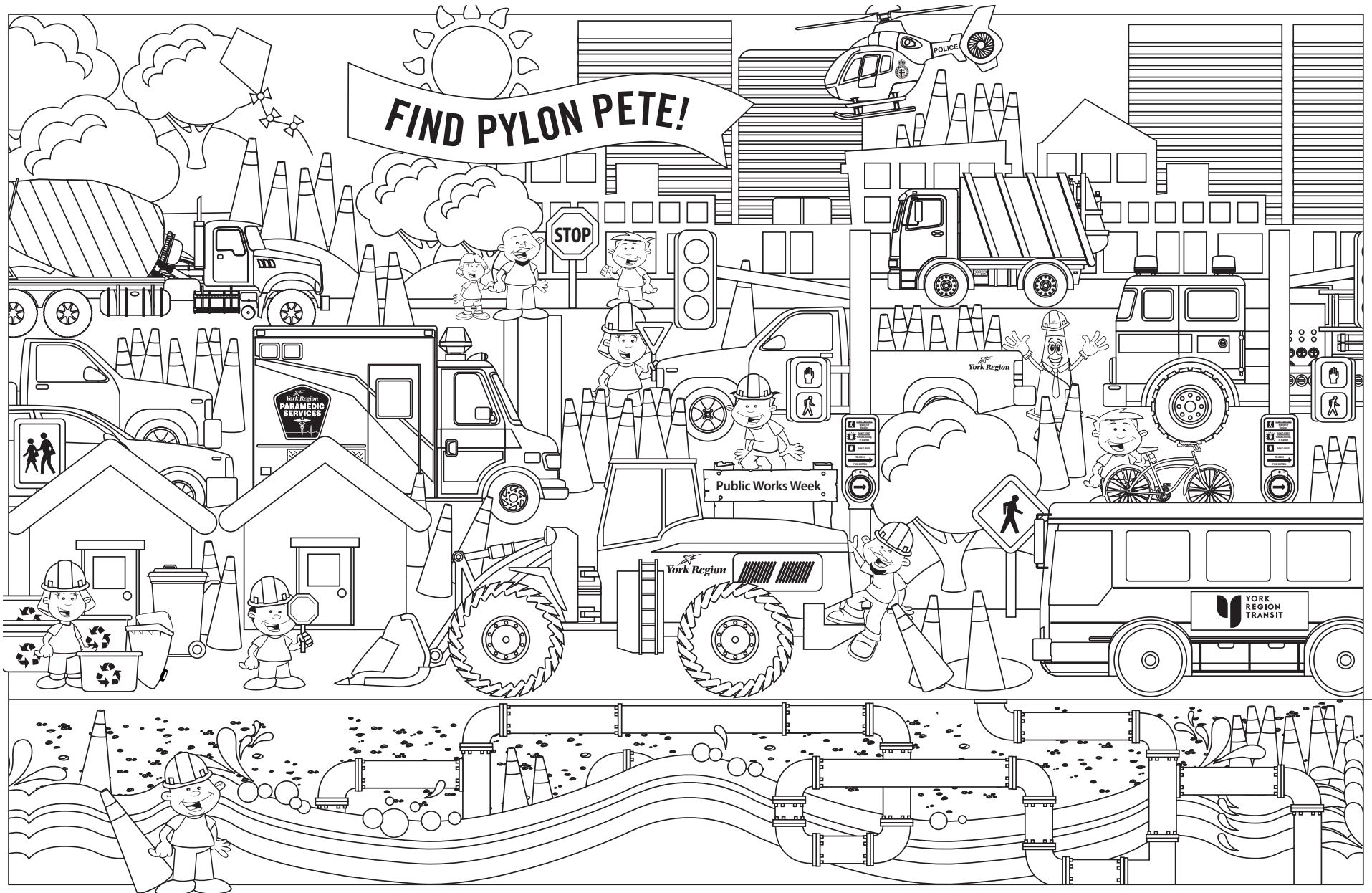


A: 9-1-1




① ②

Public Works Colouring Page






You need help with
your homework



When
should you call
9-1-1 for a
police officer?

Someone is breaking
into your home





You scraped
your knee



Your grandfather
fell down the stairs

When
should you
call 9-1-1 for
paramedics?



Your ball is stuck
on the roof



When
should you
call 9-1-1 for
firefighters?



Your house
is on fire

Answer Keys

Grades 1-2

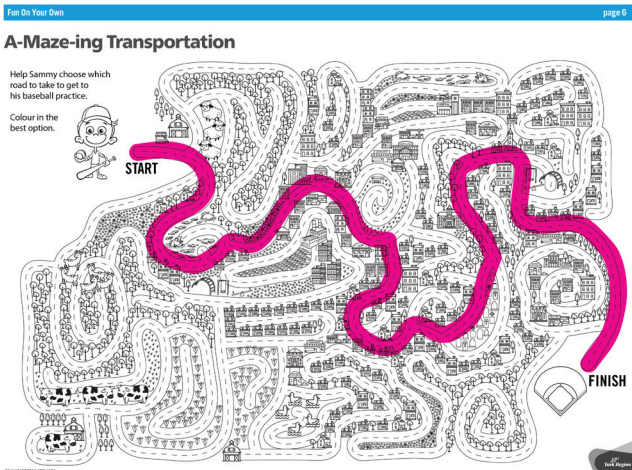
Page 3 – The Waste-Sorting Game

- Blue Box: glass jar, newspaper, soda can, plastic bottle, clean paper bag
- Green Bin: apple core, dirty paper bag
- Garbage: styrofoam container

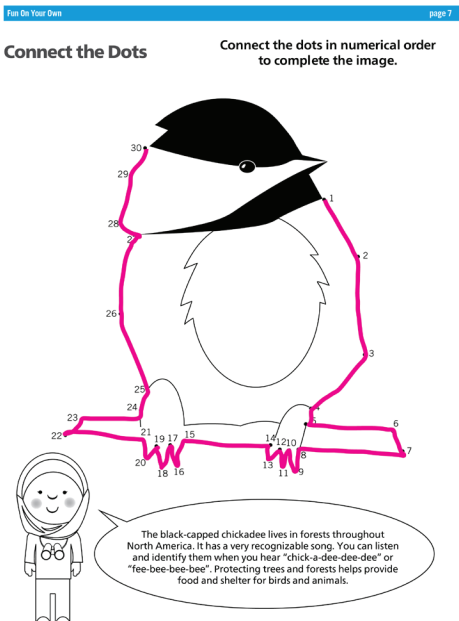
Pages 4 and 5 – Crafting and Bingo

- no answers needed

Page 6 – A Maze-ing Transportation



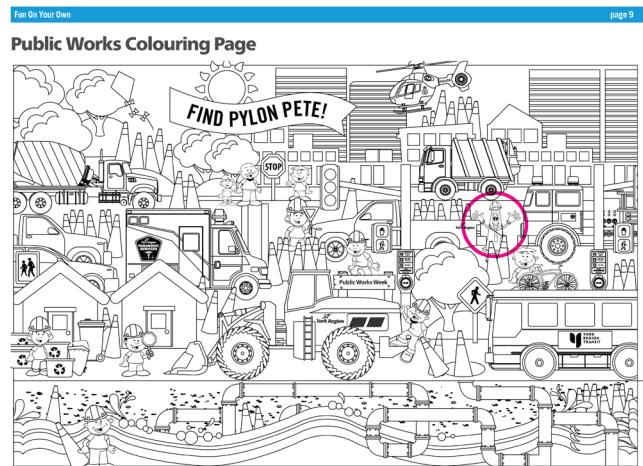
Page 7 – Connect the Dots



Page 8 – Fortune Teller

- no answers needed

Page 9 – Find Pylon Pete



Pages 10-12 – When should you call 9-1-1

- Someone is breaking into your home
- Your grandfather fell down the stairs
- Your house is on fire.

Contact us

Toll Free: 1-877-464-9675

TTY: 711 (for deaf and hard of hearing)

email: transportation@york.ca

website: york.ca

Visit us on social media

