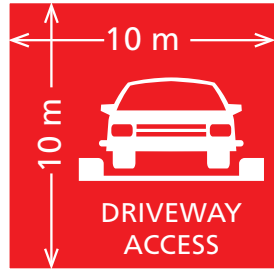




PERMITTED



NOT PERMITTED



Within ten metres from edge of driveway pavement/gravel

40 m*

3 m

*MAXIMUM OF ONE SIGN PER APPLICANT PER INTERSECTION

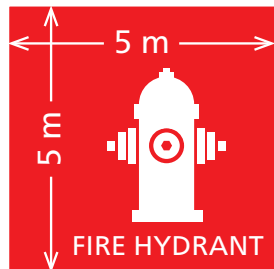
PRIVATE PROPERTY
PROPERTY LINE

10 m

10 m

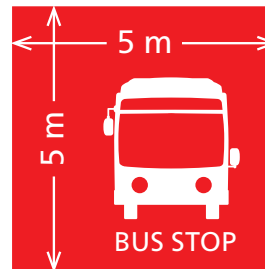
3 m

40 m*

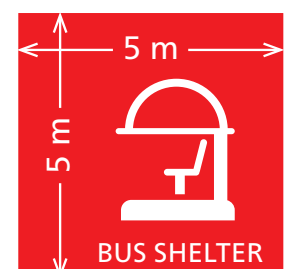


Within five metres from hydrant

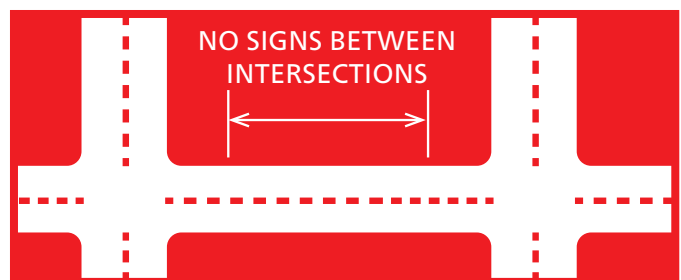
NO SIGNS ON MEDIANS



Within five metres from outer edge of designated area



Within five metres from outer edge of designated area



*10m less than the sign bylaw to prevent the need to measure from the centre line