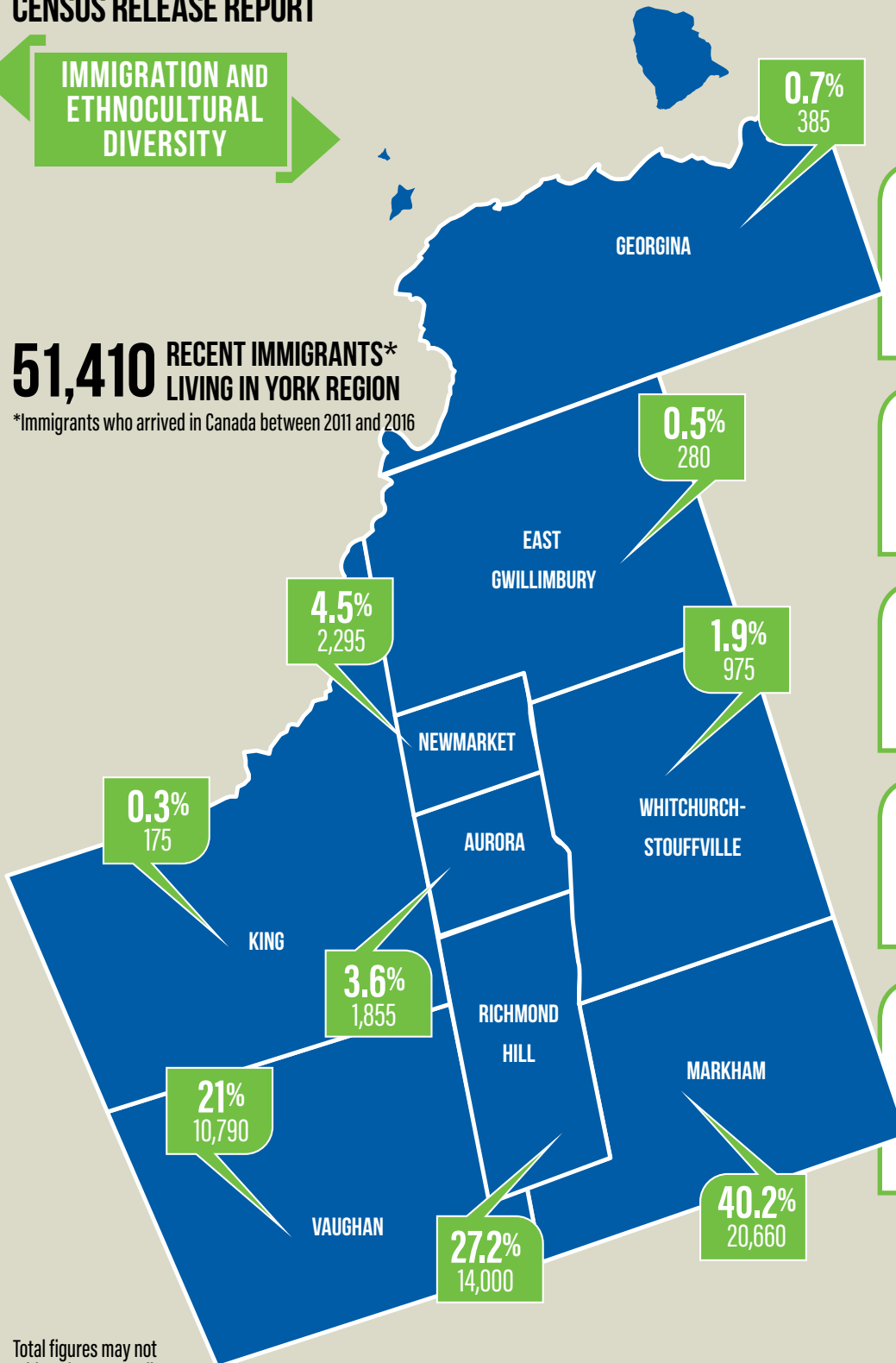


DISTRIBUTION OF RECENT IMMIGRANTS BY LOCAL MUNICIPALITY

51,410 RECENT IMMIGRANTS*
LIVING IN YORK REGION

*Immigrants who arrived in Canada between 2011 and 2016



47 per cent (515,225) of York Region residents were born outside of Canada - third highest in Ontario behind Peel and Toronto

Recent immigrants (51,410) account for **10 per cent** of all immigrants in York Region

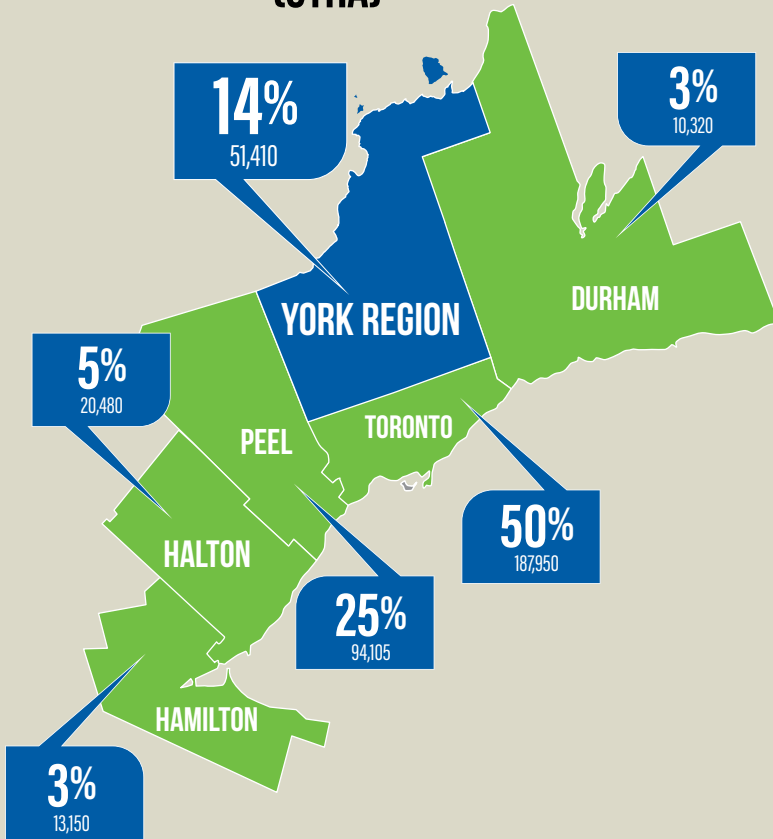
The **top three** countries of origin for recent immigrants in York Region are China, Iran and the Philippines

There were over **230** distinct ethnic origins reported in York Region

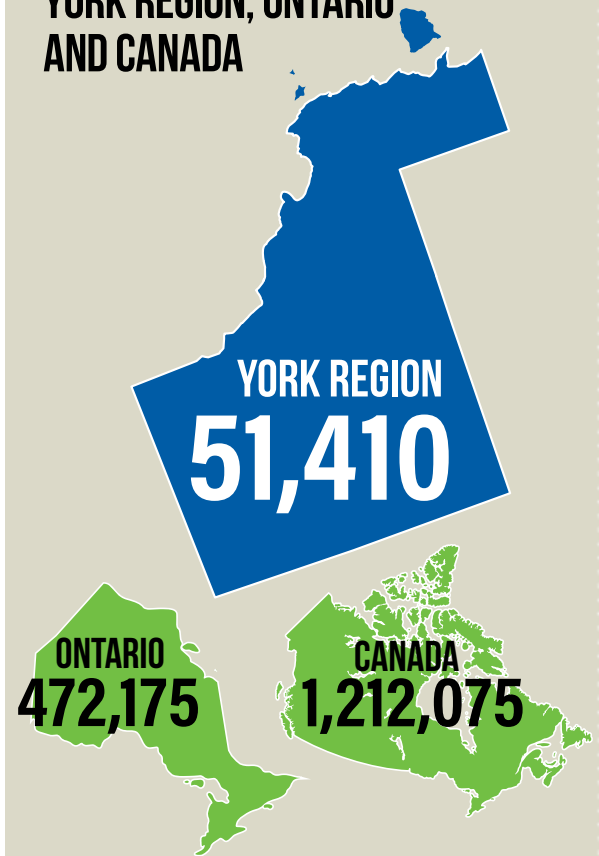
The City of Markham is Canada's most ethnically diverse community with **78 per cent** of the population identifying as a visible minority

Total figures may not add up due to rounding.

377,415 RECENT IMMIGRANTS LIVING IN THE GREATER TORONTO AND HAMILTON AREA (GTHA)

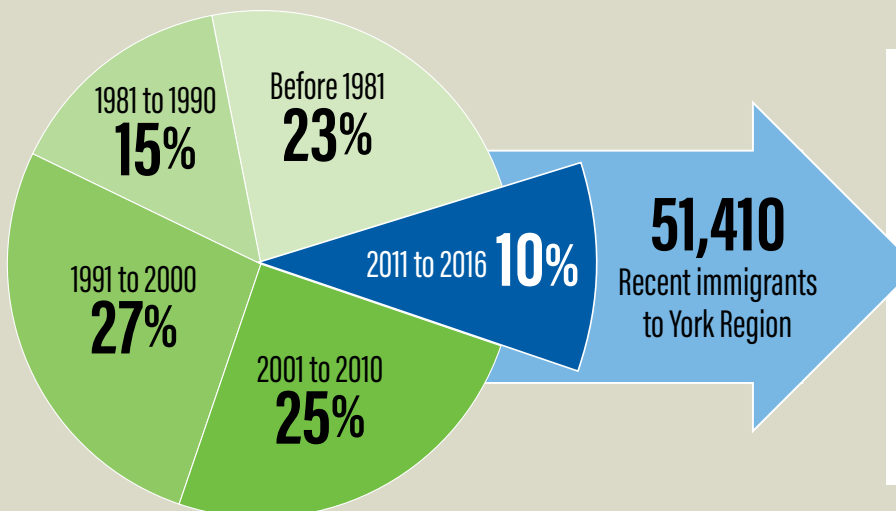


RECENT IMMIGRANTS TO YORK REGION, ONTARIO AND CANADA




90 PER CENT OF YORK REGION RESIDENTS ARE CANADIAN CITIZENS

10 PER CENT OF IMMIGRANTS ARRIVED IN YORK REGION BETWEEN 2011 AND 2016

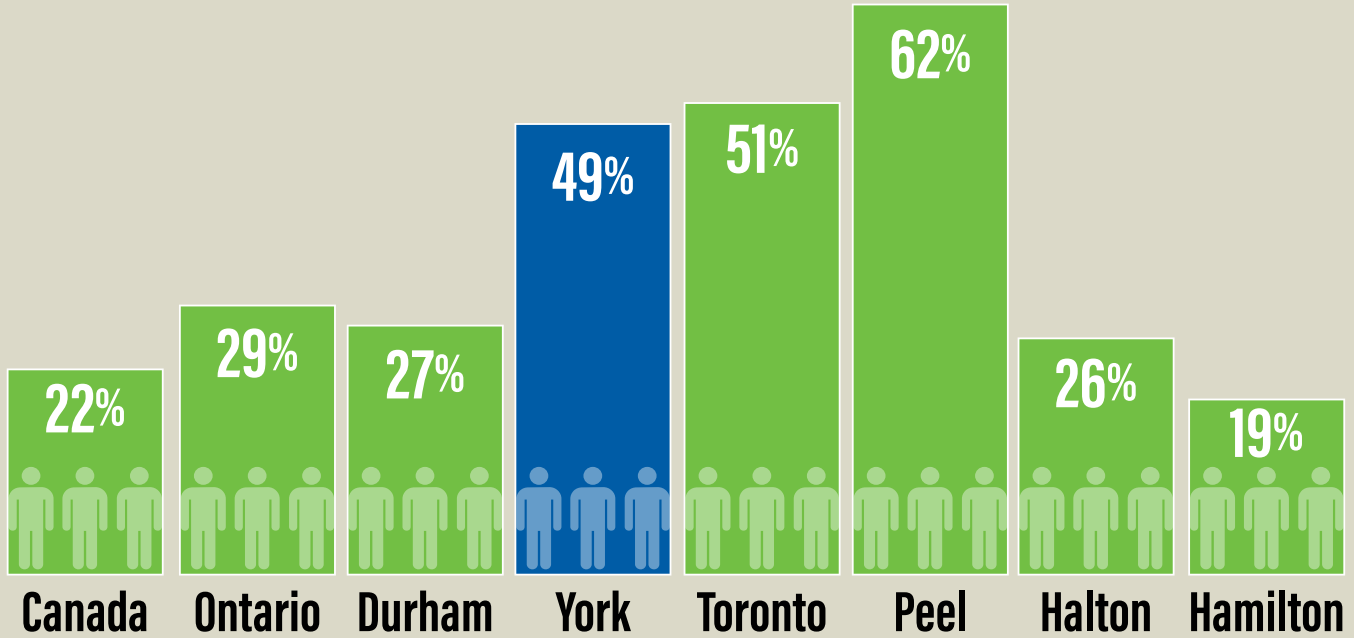


Top Five Countries of Origin



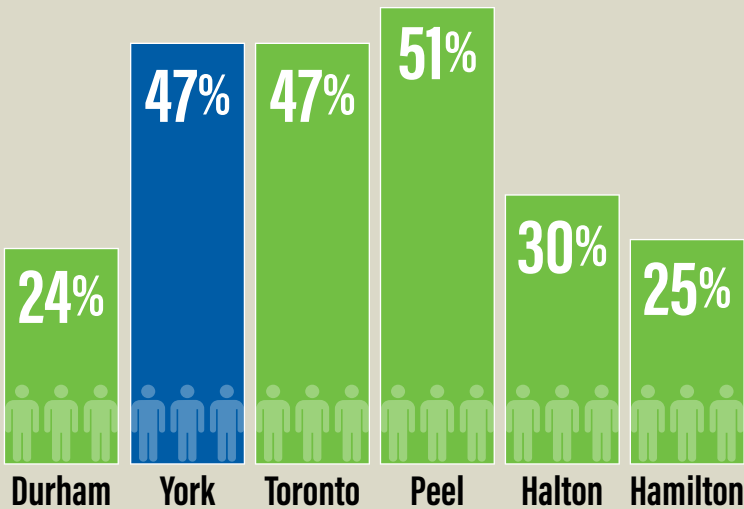
VISIBLE MINORITIES IN CANADA, ONTARIO AND THE GTHA

PROPORTION OF POPULATION THAT SELF-IDENTIFIED AS A VISIBLE MINORITY

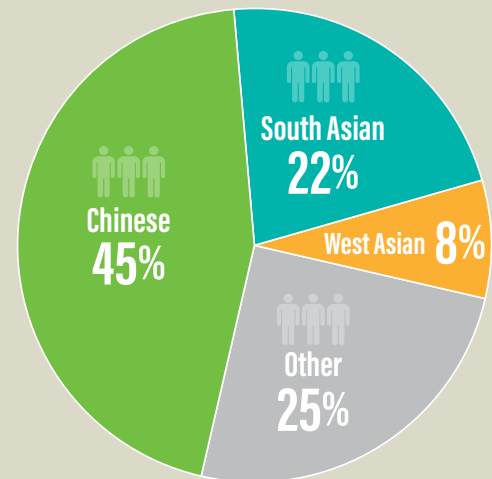


25 PER CENT OF ALL YORK REGION IMMIGRANTS ARRIVED UNDER THE AGE OF 14

PROPORTION OF GTHA POPULATION WHO REPORTED AS IMMIGRANTS



TOP VISIBLE MINORITY GROUPS IN YORK REGION



TOP 10 COUNTRIES OF ORIGIN FOR RECENT IMMIGRANTS TO YORK REGION

Rank	Country of Origin	Number of People
1	China	20,040
2	Iran	6,970
3	Philippines	3,010
4	India	2,615
5	Pakistan	1,990
6	South Korea	1,255
7	United States	1,140
8	Russian Federation	1,040
9	Hong Kong	990
10	Sri Lanka	930

TOP 10 ETHNIC ORIGINS IN YORK REGION

Rank	Ethnic Origins	Number of People
1	Chinese	255,965
2	Italian	159,470
3	Canadian	125,580
4	English	116,760
5	Scottish	81,155
6	Irish	78,650
7	East Indian	72,850
8	Russian	47,545
9	German	42,540
10	Iranian	41,005

DEFINITIONS

Visible Minority

Defined by the Employment Equity Act as "persons, other than Aboriginal peoples, who are non-Caucasian in race or non-white in colour". The visible minority population consists mainly of the following groups: South Asian, Chinese, Black, Filipino, Latin American, Arab, Southeast Asian, West Asian, Korean and Japanese.

Ethnic Origin

Defined by Statistics Canada as the ethnic or cultural origins of the person's ancestors. An ancestor is usually more distant than a grandparent.

For questions, please contact Long Range Planning at paul.bottomley@york.ca or 1-877-464-9675 ext. 71530

For accessible formats or communication support, please contact Corporate Communications at 1-877-464-9675 ext. 71234