

4.2 PEDESTRIAN FACILITIES



Pedestrian clearway in hardscaped boulevard



Sidewalk in grass boulevard

Pedestrian facilities consist of a sidewalk or pedestrian clearway within the boulevard. The pedestrian clearway differs from the sidewalk in that it is the pedestrian zone within the boulevard specifically intended for travel i.e. excludes the frontage zone, furnishing zone or other areas with encroachments. It may be more difficult to distinguish the clearway within a hardscaped boulevard compared to a sidewalk that is bordered by grass. However, creating designs that respect this area is essential to maintaining an accessible area free of hazards and obstructions for pedestrians of all ages and abilities.

A pedestrian clearway can be distinguished within a hardscaped boulevard by tonal colour or surface texture. This defines the area to be kept free of obstacles such as sidewalk signs, patios, mailboxes, and other furnishings that are temporarily or permanently placed in the boulevard.

The width of pedestrian facilities presented in this chapter exceed the standard minimum widths required by the Accessibility for Ontarians with Disabilities Act (AODA), Ontario Regulation 413/12 (refer to Exhibit 4-2), in recognition of the characteristics of Regional roads.

Exhibit 4-2. Minimum Requirements for Accessible Exterior Paths of Travel

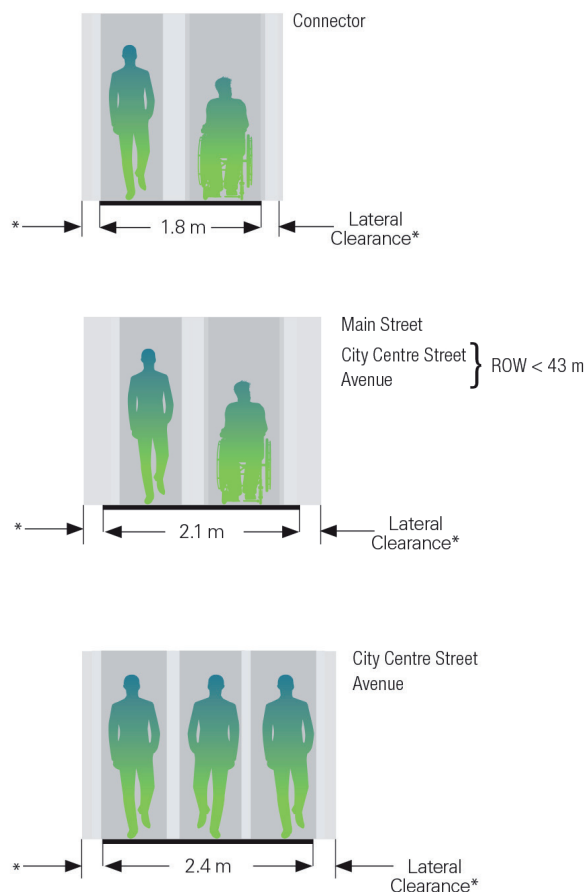
Design Element	Standard	Notes/Considerations
Exterior Path of Travel (Sidewalk, Walkway etc.)		
Clear Width	1500 mm MIN	
Clear width - level landing adjacent curb ramp	1200 MIN	
Clear width—entrance to exterior path of travel	850 mm MIN	Where bollards or other features create an entry way

Minimum and preferred pedestrian clearway widths are summarized in Exhibit 4-3 for new roads or reconstruction and in Exhibit 4-4 for retrofit projects.

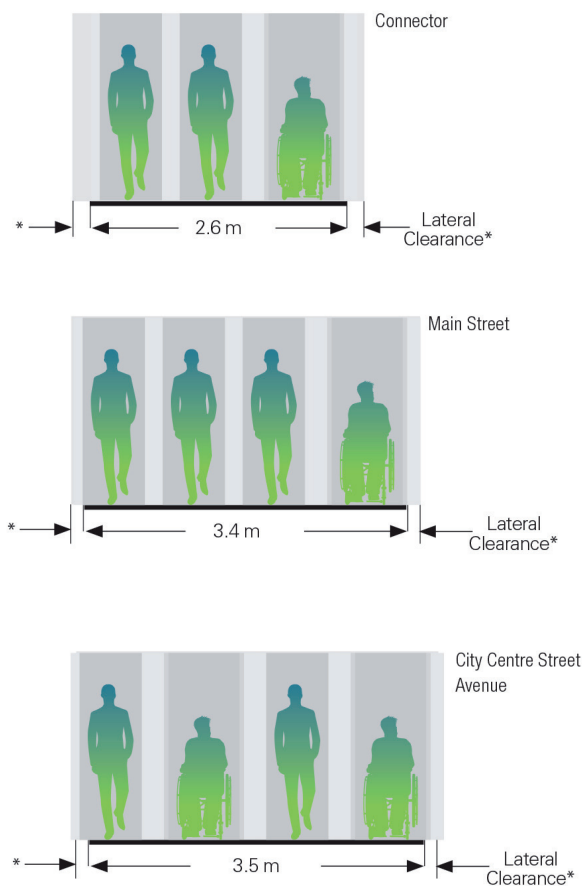
DESIGNING GREAT STREETS – NEW ROADS OR RECONSTRUCTION

Exhibit 4-3. Minimum and preferred pedestrian clearway widths

MINIMUM



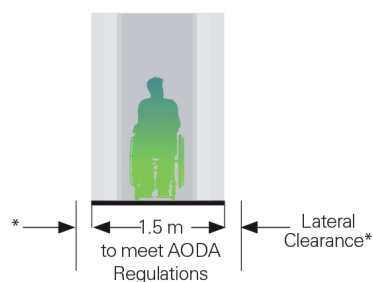
PREFERRED



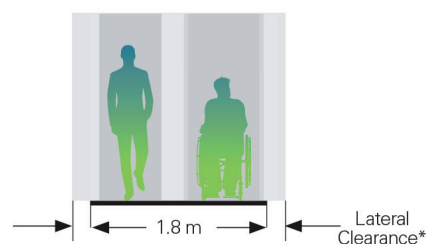
RETROFIT

Exhibit 4-4. Minimum and preferred pedestrian clearway for retrofit projects

MINIMUM



PREFERRED



*See Chapter 4.5 Clearances