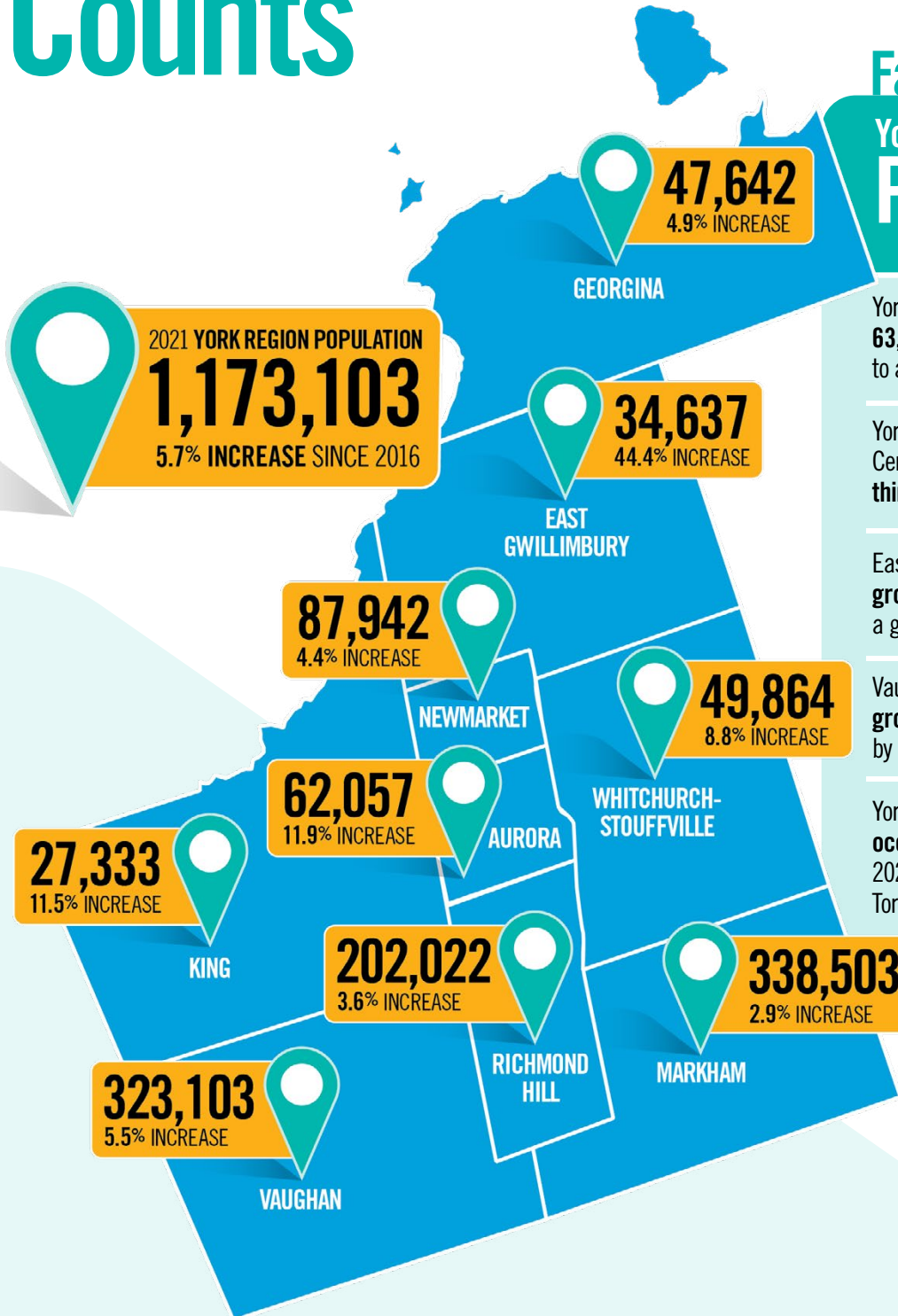


Population and Dwelling Counts

Facts at a Glance

York Region 2021 Census Population by Local Municipality



York Region has grown by **63,455 people or 5.7%** since 2016 to a population of **1,173,103** in 2021

York Region is the **seventh-largest** Census Division in Canada and the **third-largest** in Ontario

East Gwillimbury is the **fastest growing municipality in Canada** with a growth rate of **44.4%** since 2016

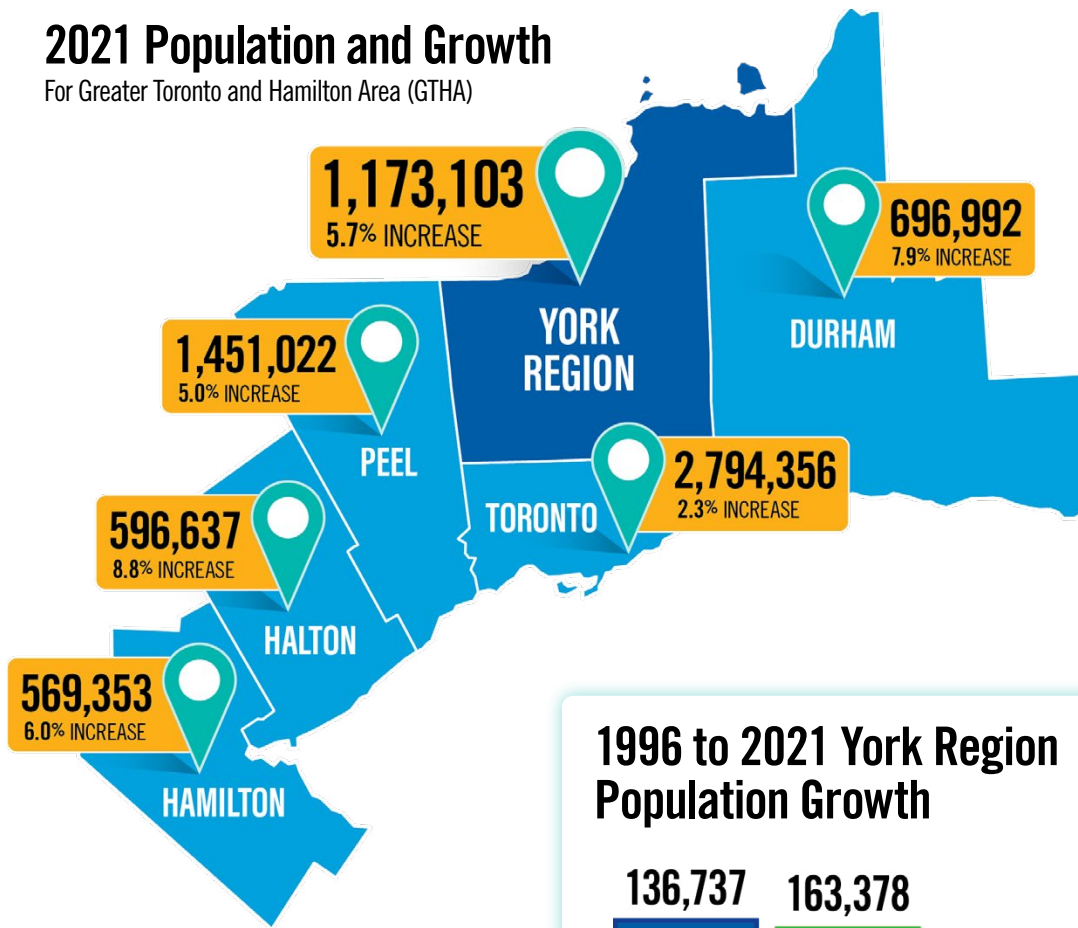
Vaughan had the **largest population growth of 16,870 people**, followed by East Gwillimbury and Markham

York Region added **33,956 new occupied dwellings** between 2016 and 2021, **second** to Toronto in the Greater Toronto and Hamilton Area (GTHA)

Note: York Region census population and dwelling counts do not include the Census Subdivision of Georgina Island. All population figures do not include the census undercoverage. Totals may not add up due to rounding.

2021 Population and Growth

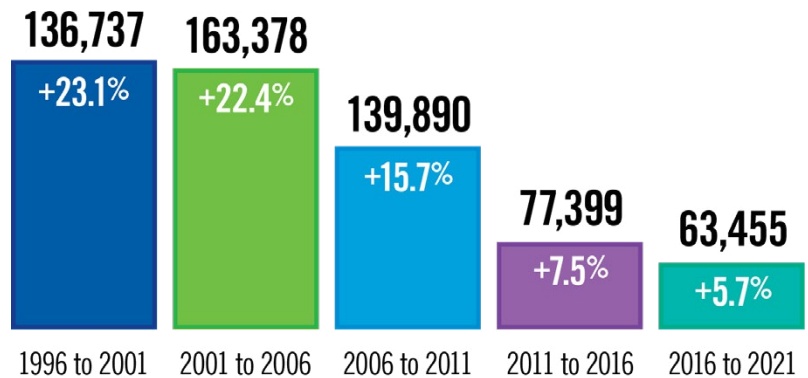
For Greater Toronto and Hamilton Area (GTHA)



York Region is the **fourth fastest growing region** in the GTHA

York Region is the **seventh-largest Census Division in Canada** and the **third-largest in Ontario**

1996 to 2021 York Region Population Growth



2021 Population Growth in Canada: Top Five Municipalities

East Gwillimbury, Ontario is the fastest growing municipality in Canada with a growth rate of 44.4%

- > The Blue Mountains, Ontario at 33.7%
- > Langford, British Columbia at 31.8%
- > Saint-Apolinaire, Quebec at 30.4%
- > Niverville, Manitoba at 29.0%

