




# Town of East Gwillimbury Nokiidaa Trail - East Gwillimbury

continued on page 21

## Trail Surface Type

-  Asphalt/Concrete
-  Bark
-  Boardwalk
-  Crushed Limestone
-  Natural

## Other Trails

-  Trails outside of the Trail System Focus
-  Trails that are part of the Lake to Lake Trail
-  Future Trails of the Lake to Lake Trail



continued on page 71

0 500 m - Average walking time 8 minutes