

Be Spa Safe Checklist


for Waxing Services

- The spa worker washes his/her hands before and after service
- The client's skin is checked for open cuts or wounds and signs of infection. If found, service is refused
- The spa worker wears disposable gloves on both hands during service
- These items are used on one client only, then thrown away:**

Cotton pads to apply cream and lotion



Roll-on wax



Cloth waxing strips

Don't be afraid to ask for **new items** before your service

REMEMBER

Serious infections can be spread during



Pots of wax

The temperature of heated wax is not hot enough to kill germs on the skin. Applicators (e.g., wooden sticks) used for waxing that touch the skin should *never* be dipped back into the original pot of wax. **No double dipping!**



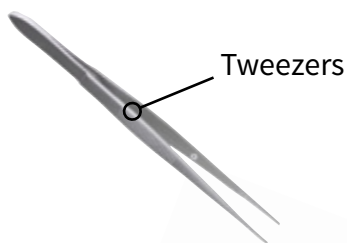


Roll-on wax

When wax is rolled directly onto the skin, germs from the skin can contaminate the wax left over in the cartridge. In this case, a new wax cartridge must be used between each client to prevent the spread of germs.



These items are cleaned and disinfected between each client:



Tip: Contact with blood and body fluid is common during waxing service. It is important that your spa worker wears gloves.

Don't be afraid to ask if and how these items are **cleaned and disinfected** before your service

service if these safety practices are not followed.